



Professional Development

americanjobcenter®

Illinois Employment and Business System

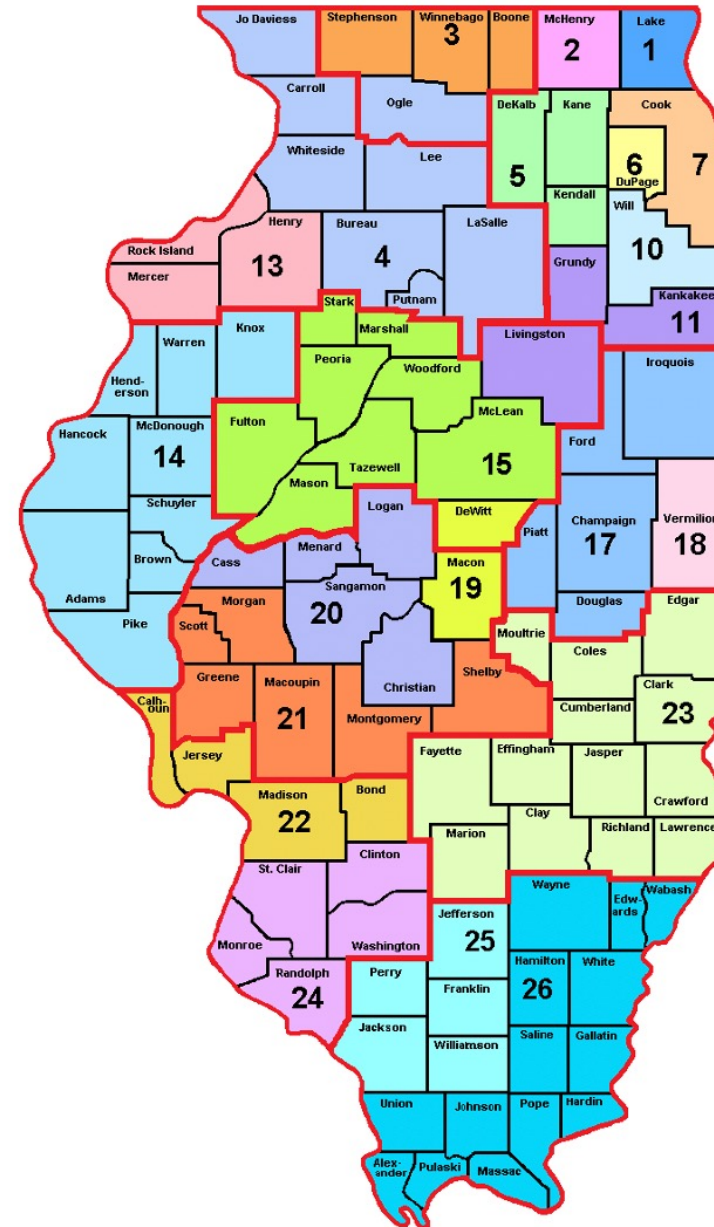
April 26, 2023



Kiersten Baer

- Digital Communications Manager
 - Illinois Center for Specialized Professional Support
- kmbaer@ilstu.edu

Where is Your Local Area?



Which partner do you best represent?



Today's Topics

- Overview of Illinois Employment and Business System (IEBS)
- DCEO's Rapid Response Process
- Trade Adjustment Assistance (TAA) Program Data
- IEBS Company Page
- Labor Market Information
- Company Data
- Qualified Census Tracts
- Resources for County Board Members and CEOs




Illinois
Department of Commerce
& Economic Opportunity
OFFICE OF EMPLOYMENT & TRAINING
JB Pritzker, Governor



Illinois Employment Business System



Overview



EMPOWERING INTEGRATED BUSINESS INTELLIGENCE

IEBS is a business intelligence system created by the IL Department of Commerce and made available to state and local workforce specialists and economic development specialists. IEBS provides macro and micro business economic conditions in Illinois in order to make data driven decisions regarding business health, expansion, and layoff aversion. The intuitive design and unique integration of data empowers users to keep up with the most current conditions of IL businesses to quickly analyze and investigate state business landscapes and formulate innovative business outreach strategies.

Labor Market Indicator (LMI) Information

Current, accessible and easily searchable LMI data on state economic conditions.

Global Dun & Bradstreet Business Data D&B Predictive Analytics Tools

Interface with D&B business database of 250 million companies worldwide. Viability Rating on Businesses such as Material Change and Financial Stress Score.

Organizational Management

Business, location, worksites, and contacts can be identified and bookmarked to conduct outreach and send referrals.

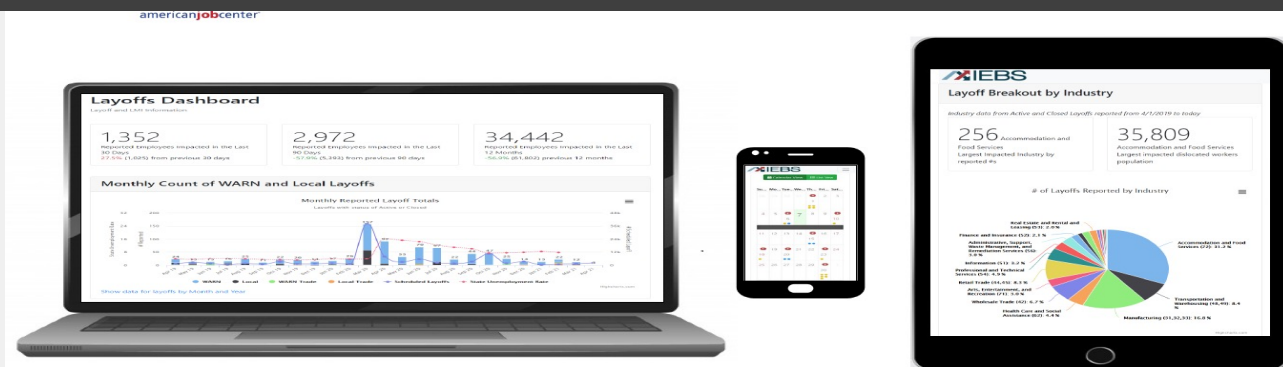
Layoff Intake – Local and WARN Management

Automated online layoff submission and electronic form. Data transfers directly to the IEBS and send notifications to state stakeholders.

Layoff Management and Status Dashboards Timeline and Layoff Notes

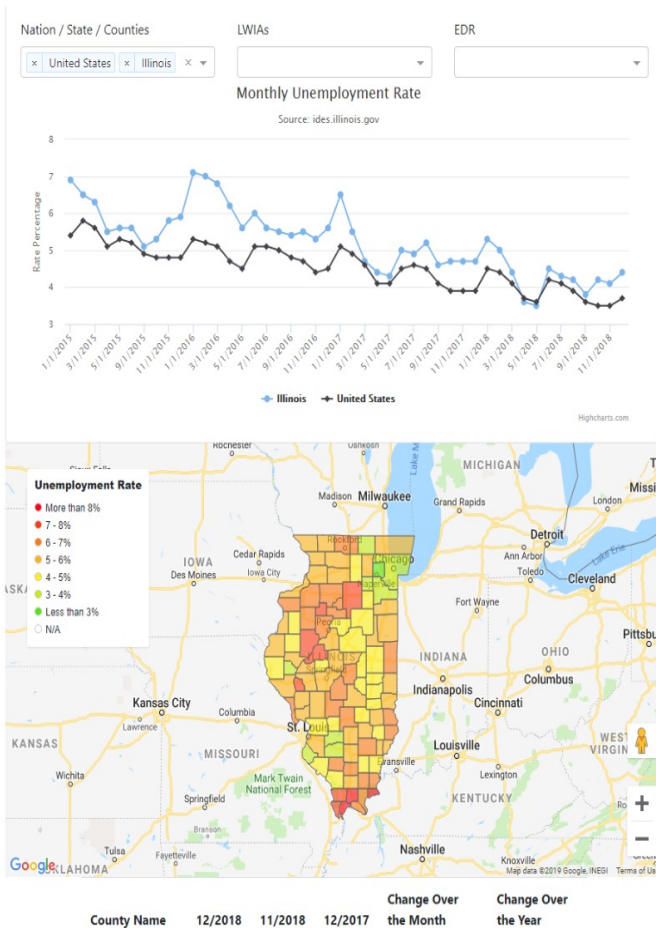
Layoff at a glance with projected, planned, actual layoffs, timeline, and aversion tracking. Type, timing, occupations, and quantity of layoffs are logged and tracked along with related events.

Overview of System Components

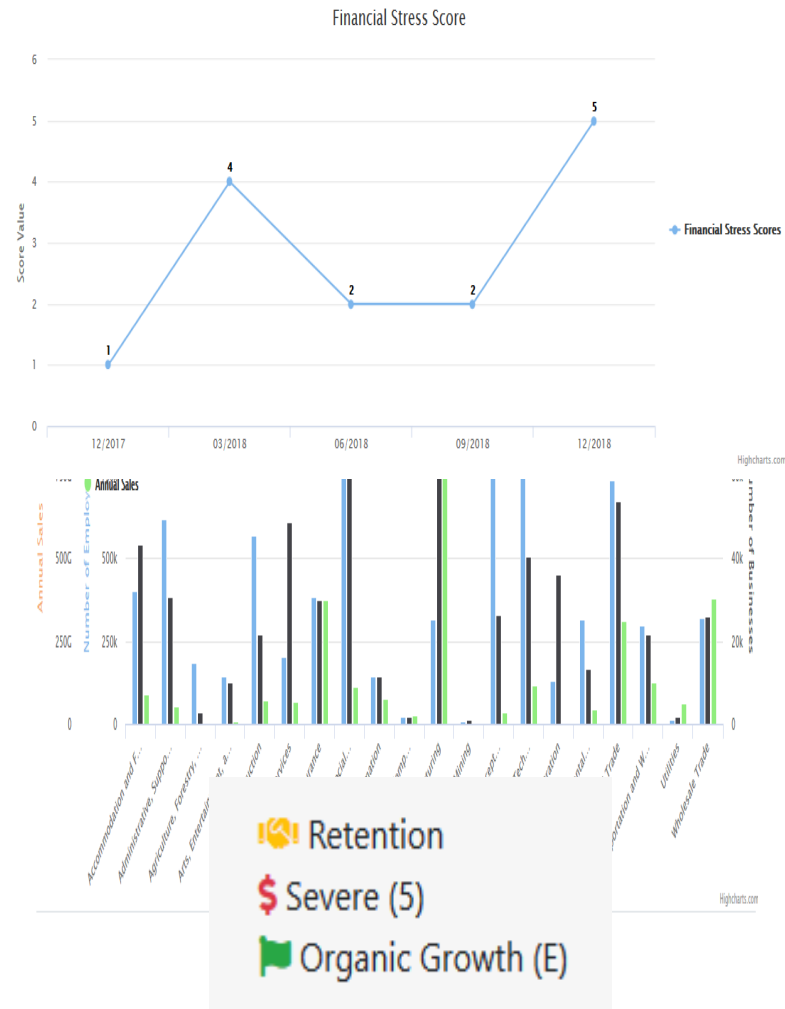


INTUITIVE- TRANSPARENT- MOBILE - PRACTICAL

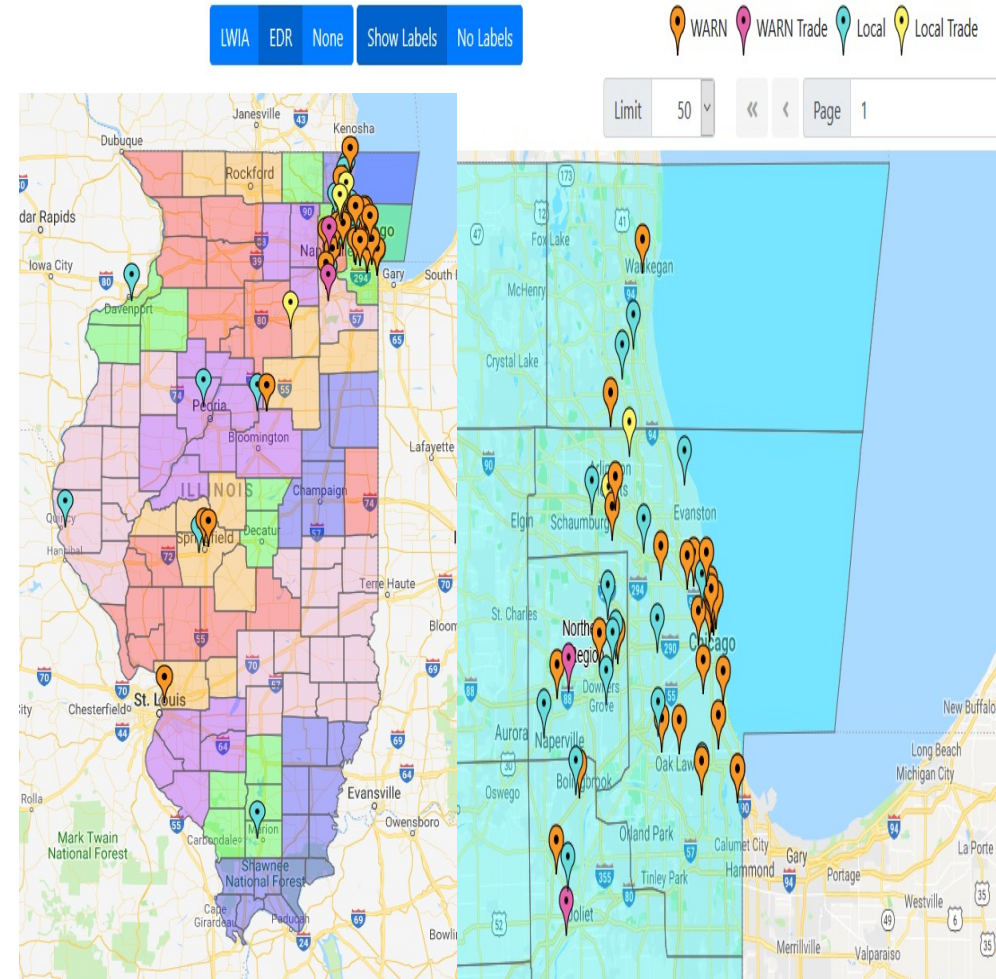
Labor Market Information



Predictive Analytics & Forecasting



Layoff Tracking and Reporting Tool



IEBS Underserved Area Search

- Underserved Area means a census tract or comparable geographic area that satisfies the criteria as determined by:
 - poverty rate less than 20%, or,
 - at least 20% of households in area receive assistance under SNAP, or
 - the area has average unemployment rate, as determined by the IDES more than 102% of national unemployment average, as determined by the US Dept. Of Labor for period of 2 consecutive calendar years.

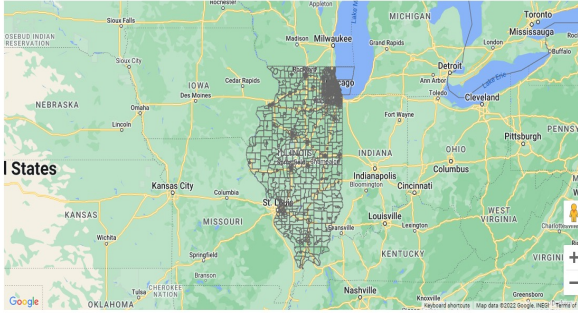
Type in the address

Underserved Area Search

Show Layer

Census Tracts

Search for location



Underserved Area Search

Show Layer

Census Tracts

Search for location

No, it isn't.

Location Qualifications

"Underserved Area" means a census tract or comparable geographic area that satisfies the following criteria as determined by the Department of Commerce and Economic Opportunity, that:

(A) the area has a poverty rate of at least 20% according to the latest federal decennial census; or **No**

(B) at least 20% of the households in the area receive assistance under the Supplemental Nutrition Assistance Program; or **No**

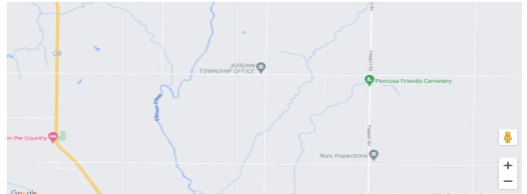
(C) the area has an average unemployment rate, as determined by the Illinois Department of Employment Security, that is more than 120% of the national unemployment average, as determined by the United States Department of Labor, for a period of at least 2 consecutive calendar years preceding the date of the application. **No**

Location Details

Geography Details

Census Tract: The area has a poverty rate of at least 20% according to the latest federal decennial census. **No Data**

SNAP: At least 20% of the households in the area receive assistance under the Supplemental Nutrition Assistance Program. **No Data**



Yes it is!

Underserved Area Search

Show Layer

Census Tracts

Search for location

500 E Monroe St
500 E Monroe St, Springfield, IL 62701-1509, USA

Clear Address

Location Qualifications

"Underserved Area" means a census tract or comparable geographic area that satisfies the following criteria as determined by the Department of Commerce and Economic Opportunity, that:

(A) the area has a poverty rate of at least 20% according to the latest federal decennial census; or **Yes**

(B) at least 20% of the households in the area receive assistance under the Supplemental Nutrition Assistance Program; or **Yes**

(C) the area has an average unemployment rate, as determined by the Illinois Department of Employment Security, that is more than 120% of the national unemployment average, as determined by the United States Department of Labor, for a period of at least 2 consecutive calendar years preceding the date of the application. **Yes**

Location Details

Geography Details

Census Tract: The area has a poverty rate of at least 20% according to the latest federal decennial census. **Yes (49.2%)**

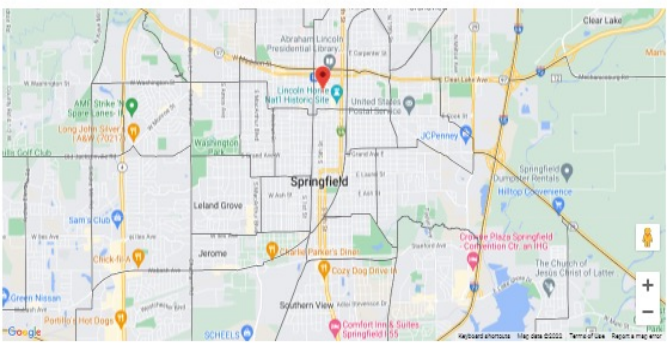
SNAP: At least 20% of the households in the area receive assistance under the Supplemental Nutrition Assistance Program. **Yes (36.1%)**

County: Sangamon County (167)

LWIA: 20 - Land of Lincoln Workforce Alliance

EDR: 1 - Central

Census Tracts Source: TIGER/Line Shapefile, 2013, state, Illinois, Current Census Tract State-based



Labor Market Information

○ Help Wanted Online

- Monthly snapshot of the number of seasonally and not seasonally adjusted online job ad openings posted by Illinois employers.
- Occupation Group and Employer name connects to DnB Company Profile data.

○ Layoff Summary:

- Most recent Layoffs in the county.
- Largest Layoffs affecting the area in the last 5 years.
- Current Active Trade Layoffs in the county.

Help Wanted Online by EDR

Job Opportunities by Major Occupation Group

Occupation Group	Online Job Ads
Healthcare Practitioners and Technical Occupations (29)	966
Sales and Related Occupations (41)	789
Office and Administrative Support Occupations (43)	527
Transportation and Material Moving Occupations (53)	526
Food Preparation and Serving Related Occupations (35)	417
Management Occupations (11)	315
Computer and Mathematical Occupations (15)	260
Business and Financial Operations Occupations (13)	229

Layoffs

Last 10 Active Layoffs in the past 4 months for County
Open in Layoff Search

Business	Location	Date Reported	Expected Layoff
Cec Entertainment, Inc.	2369 S MACARTHUR BLVD Springfield, IL 62704	2/11/2019	35
H.D. Smith, LLC	4820 West Wabash Ave. Springfield, IL 62711	2/04/2019	66
O'Charley's	4241 Conestoga Drive Springfield, IL 62711	1/18/2019	60
Vibra Hospital of Springfield, LLC	701 N. Walnut Street Springfield, IL 62702	12/18/2018	188
Kmart	3250 E. Clear Lake Ave. Springfield, IL 62702	11/18/2018	60

Top 20 Employers with Online Job Ad Openings

Employer	Online Job Ads
HSHS Medical Group	424
State of Illinois	238
Archer Daniels Midland	133
UPS	96
Heritage Enterprises	96
Decatur Memorial Hospital	84
Lincoln Land Community College	63
Akorn, Inc.	53

Largest Layoffs Affecting Area in 5 Years for County
Open in Layoff Search

Business	Location	Date Reported	Expected Layoff
Vibra Hospital of Springfield, LLC	701 N. Walnut Street Springfield, IL 62702	12/18/2018	188
Bergner's	2501 W. Wabash Springfield, IL 62704	4/18/2018	120
Shop n Save	1755 Wabash Ave. Springfield, IL 62704	9/17/2018	78
Shop n Save	200 N Grand Ave. Springfield, IL 62702	9/17/2018	76
MorphoTrust USA, LLC	3051 Hollis Drive Springfield, IL 62704	11/22/2017	74
H.D. Smith, LLC	4820 West Wabash Ave. Springfield, IL 62711	2/04/2019	66
Sears	104 W. White Oaks Mall Springfield, IL 62704	6/01/2018	63

IEBS Predictive Analytics & Forecasting

- The Dun & Bradstreet Data Cloud is an aggregation of business data from over 30,000 sources.
- IEBS uploads the DnB Illinois business data quarterly via an API and transforms the data into the IEBS organization and predictive analysis screens
- DnB data is stored in system to track longitudinal health and well being of the company

Search Companies

Business Name

Industries: Manufacturing

Business Indicators: Small Business, Minority Owned, Public Company

Material Change Indicator: Filter by Material Change Indicator

Financial Stress Score: Filter by Financial Stress Score

Number of Employees: Min 150

Sales Volume: \$ Min \$ Max

City

Reset Filter Options Download

Just Turkey	Cook	Precious Manufacturing	Stable (I)
Justice Riverpoint	1830 W Fullerton Ave Chicago, IL 606141916 Cook	339999 - All Other Miscellaneous Manufacturing	1 (Here) 1 (Total) Retention Low (3) Stable (I)
Justrite Manufacturing Company, L.L.C.	3921 Dewitt Ave Mattoon, IL 619386618 Coles	332431 - Metal Can Manufacturing	150 (Here) 0 (Total) Growth Low (3) Spend Growth (F)
O Adjust Matic Pump Company	429 E Potter St Wood Dale, IL 601912117 DuPage	333914 - Measuring, Dispensing and Other Pumping Equipment Manufacturing	2 (Here) 2 (Total) Growth Low (1) Spend Growth (F)



Predictive Analytics & Forecasting

Global D&B Business Data and Analytic Forecasting Tools

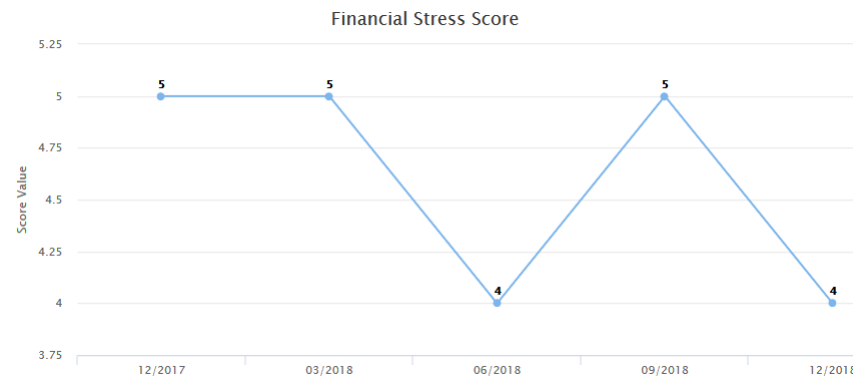


Financial Stress Score	Material Change	Illinois Opportunity
\$ Low (1)	Stable (J)	Growth
\$ High (4)	Decrease in Scale (I)	Retention
\$ Low (2)	Stable (J)	Growth
\$ Low (2)	Spend Growth (F)	Growth

- **Location Quotient** – Performance compared to industry and national average.
- **Material Change** - Business growth and decay dynamics.
- **Financial Stress** - Current and past shifts in financial stability.

Financial Stress Score™

Material Change



Material Change

Organic Growth (E)

Spend Growth (F)

Increase in Scale (A)

Spend Growth (F)

Spend Growth (F)

Company Profiles /Predictive Analytics & Forecasting

For Workforce and Economic Development, D&B data and analytics enables a strategic connection opportunity to businesses.

24 Express LLC (D&B ID: 010636172)
[← Back to Company Search](#)

124 Norman CT
 Schaumburg, IL 60193-4152
 County: Cook
Phone (847) 322-2384

Year Started 2017

Employees Total: 7
Employees Here: 7
Line of Business: Local trucking, without storage, nsk
Primary Naics 484110 - General Freight Trucking, Local (Transportation and Warehousing)

Small Business N
Minority Owned N
Public Company N

CEO Mike Dokuchaev
CEO Title Member

First Executive
First Executive Title

Sales Volume \$94,459 ☺

Fortune 1000 N

Illinois Opportunity 🟢 Growth
Financial Stress Score \$ Low (2) ▼
Material Change 🟢 Leverage for Growth (C)

3 Year Base Sales Amount \$0
3 Year Growth % Sales Volume 000
3 Year Employee Count 0
3 Year Growth % Employees 000

5 Year Base Sales Amount \$0
5 Year Growth % Sales Volume 000
5 Year Employee Count 0
5 Year Growth % Employees 000

Past Records

Record Date	Employees Total	Employees Here	Sales Volume	Financial Stress Score	Material Change	Illinois Opportunity
12/2017	7	7	\$94,459	\$ Low (3)	🟢 Increase in Borrowing (D)	🟢 Growth
03/2018	7	7	\$94,459	\$ High (4)	🟢 Increase in Borrowing (D)	🟡 Retention
06/2018	7	7	\$94,459	\$ Low (2)	🟢 Increase in Borrowing (D)	🟢 Growth
09/2018	7	7	\$94,459	\$ Low (2)	🟢 Leverage for Growth (C)	🟢 Growth
12/2018	7	7	\$94,459	\$ Low (2)	🟢 Leverage for Growth (C)	🟢 Growth

Financial Stress Score

Score Value

12/2017 03/2018 06/2018 09/2018 12/2018

LEVERAGE FOR GROWTH

3rd Coast Development (D&B ID: 963290171)
[← Back to Company Search](#)

811 W Superior St
 Chicago, IL 60642-4264
 County: Cook
Phone (312) 725-3413

Year Started 2010

Employees Total: 6
Employees Here: 6
Line of Business: Real estate agents and managers
Primary Naics 531210 - Offices of Real Estate Agents and Brokers (Real Estate and Rental and Leasing)

Small Business Y
Minority Owned N
Public Company N

CEO Justin Toti
CEO Title Principal

First Executive
First Executive Title

Sales Volume \$15,000 ☹

Fortune 1000 N

Illinois Opportunity 🟡 Retention
Financial Stress Score \$ Severe (5) ▲
Material Change 🟡 Early Signs of Decay (G)

3 Year Base Sales Amount \$15,000
3 Year Growth % Sales Volume 000
3 Year Employee Count 6
3 Year Growth % Employees 000

5 Year Base Sales Amount \$15,000
5 Year Growth % Sales Volume 000
5 Year Employee Count 6
5 Year Growth % Employees 000

Past Records

Record Date	Employees Total	Employees Here	Sales Volume	Financial Stress Score	Material Change	Illinois Opportunity
12/2017	6	6	\$15,000	\$ High (4)	🟢 Spend Growth (F)	🟡 Retention
03/2018	6	6	\$15,000	\$ High (4)	🟢 Increase in Demand (B)	🟡 Retention
06/2018	6	6	\$15,000	\$ High (4)	🟡 Early Signs of Decay (G)	🟡 Retention
09/2018	6	6	\$15,000	\$ Severe (5)	🟡 Early Signs of Decay (G)	🟡 Retention
12/2018	6	6	\$15,000	\$ Severe (5)	🟡 Early Signs of Decay (G)	🟡 Retention

Financial Stress Score

Score Value

12/2017 03/2018 06/2018 09/2018 12/2018

EARLY SIGNS OF DECAY

Layoff Tracking and Reporting

- Real-time transparency of all IL Dept. Commerce and state layoff activity.
- Variety of searchable fields, filters and views to access to the information you want.
- Fully exportable results and reports.

The screenshot displays the IEBS Layoff Tracking and Reporting interface. The top navigation bar includes links for Home, Companies, Layoffs, and Admin, along with a user profile for MarcJL. The main content area is divided into a search and filter section on the left and a map view on the right.

Search and Filter Section:

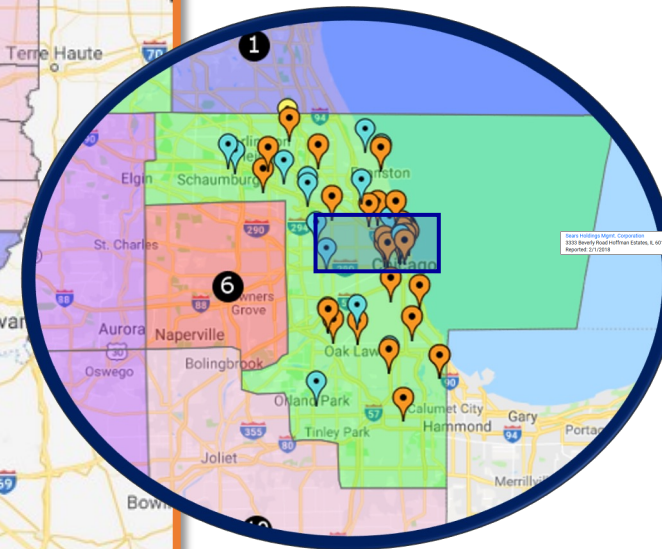
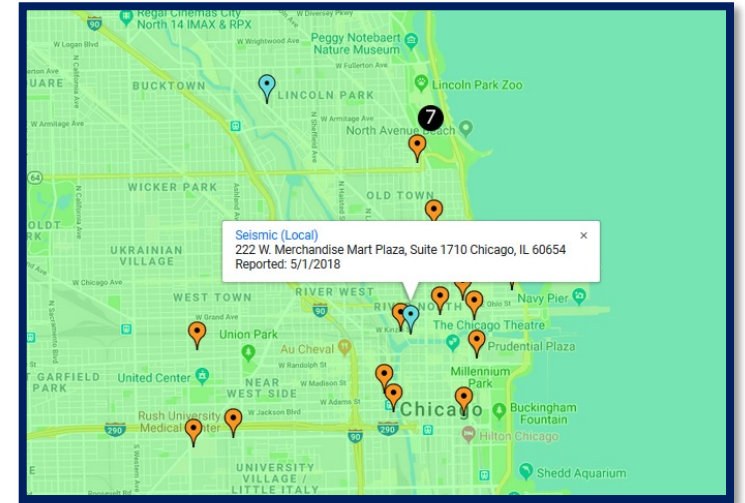
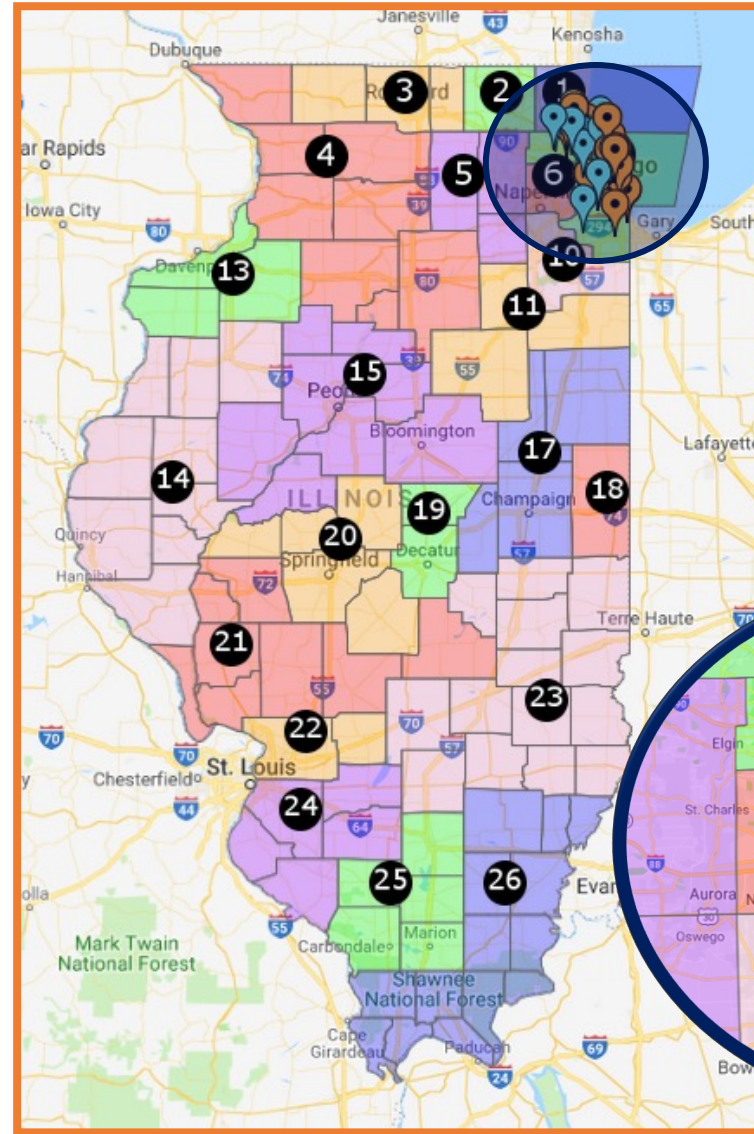
- Search Layoffs:** A search bar for Location Name, IEBS ID, or Petition Number.
- Status:** A dropdown menu set to "Active".
- Layoff Type:** A dropdown menu set to "WARN".
- Trade:** Radio buttons for "All", "Trade Only", and "Non-Trade".
- Date Reported:** Fields for "Start" and "End" dates.
- Buttons:** "All", "My Layoffs", "Users", "Partner Access List", "City", "County", "LWIA", "EDR", "Place", "Show Advance Filters", "Reset Filter Options", and "Download".
- LWIA Search:** A dropdown menu set to "7 - Chicago Cook Workforce Partnership".
- Include Other LWIAs Affected with LWIA Search:** A checkbox.

Map View:

- Legend:** Icons for WARN (orange), WARN Trade (purple), Local (green), and Local Trade (yellow).
- Buttons:** "LWIA", "EDR", "None", "Show Labels", and "No Labels".
- Results:** "Results: 1 to 50 of 93".
- Map:** A map of the United States showing 26 numbered locations (1-26) in the central US, primarily in Illinois, Indiana, and Michigan. The map includes a legend, a search bar, and navigation controls.
- Page Navigation:** "Limit: 50", "Page 1 of 2".

Layoff Tracking and Reporting (Map View)

- Option to display map views broken down by LWIA or Economic Development Regions.
- Ability to zoom in to filter for more defined information.
- Clickable pins that show the Layoff Location, Address, and Report Date.



Layoff Details Page (General Info/Phase)

- Location Information.
- Google Map of Location(s).
- Overview of the Layoff Information such as:
 - Type
 - Status
 - Reason
 - Reported Source/Date
 - Expected Layoff Data
 - # of Dislocated Workers
- Current Status of the work done of the layoff.

This screenshot shows the 'Layoff Information - Toys R Us' page. It includes a map at the top, followed by a table of layoff details. Below the table are several expandable sections: Organization (listing Toys R Us), Contacts (listing Anna Marie Dyer and Kathleen Bergeron), Events, Schedule, and Benefits (with columns for Health, Dental, and Vision).

Toys R Us
5555 Town Line Road
Vernon Hills, IL 60061
Lake County

☆ Layoff Information - Toys R Us

Local Active

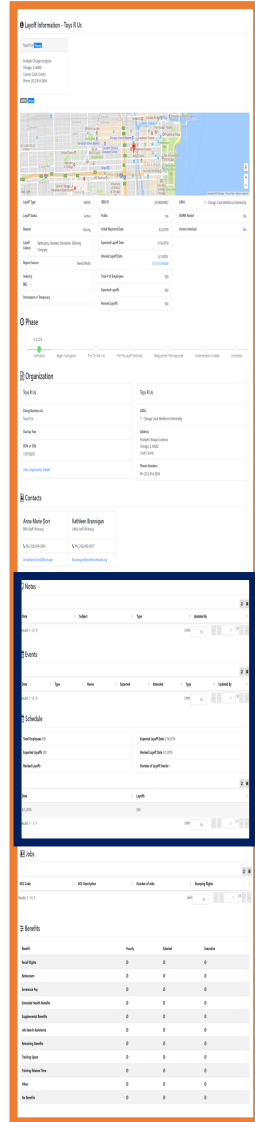
Layoff Type	Local	IEBS ID	20180413L01	LWIA	1 - Lake County Workforce Development Department
Trade	No	Public	Yes	Additional LWIA Affected:	2 - Lake County Workforce Development Department
Layoff Status	Active	Initial Reported Date	4/1/2018	WARN Notice	No
Reason	Layoff	Expected Layoff Date	5/31/2018		
Layoff Causes		Revised Layoff Date	5/1/2018 Go to Schedule		
Report Source	DCEO	Total # of Employees	10		
SIC: -		Expected Layoffs	10		
		Revised Layoffs	10		

Phase

Timeline: Notification (4/1/2018), Began Investigation (4/1/2018), Initial On-Site Visit (4/13/2018), First Outreach Workshop (4/13/2018), Implementation Initiated, Completed.

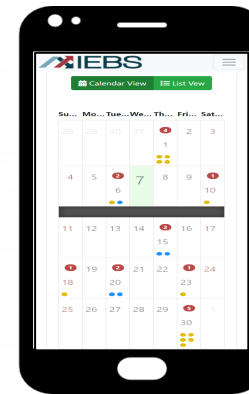
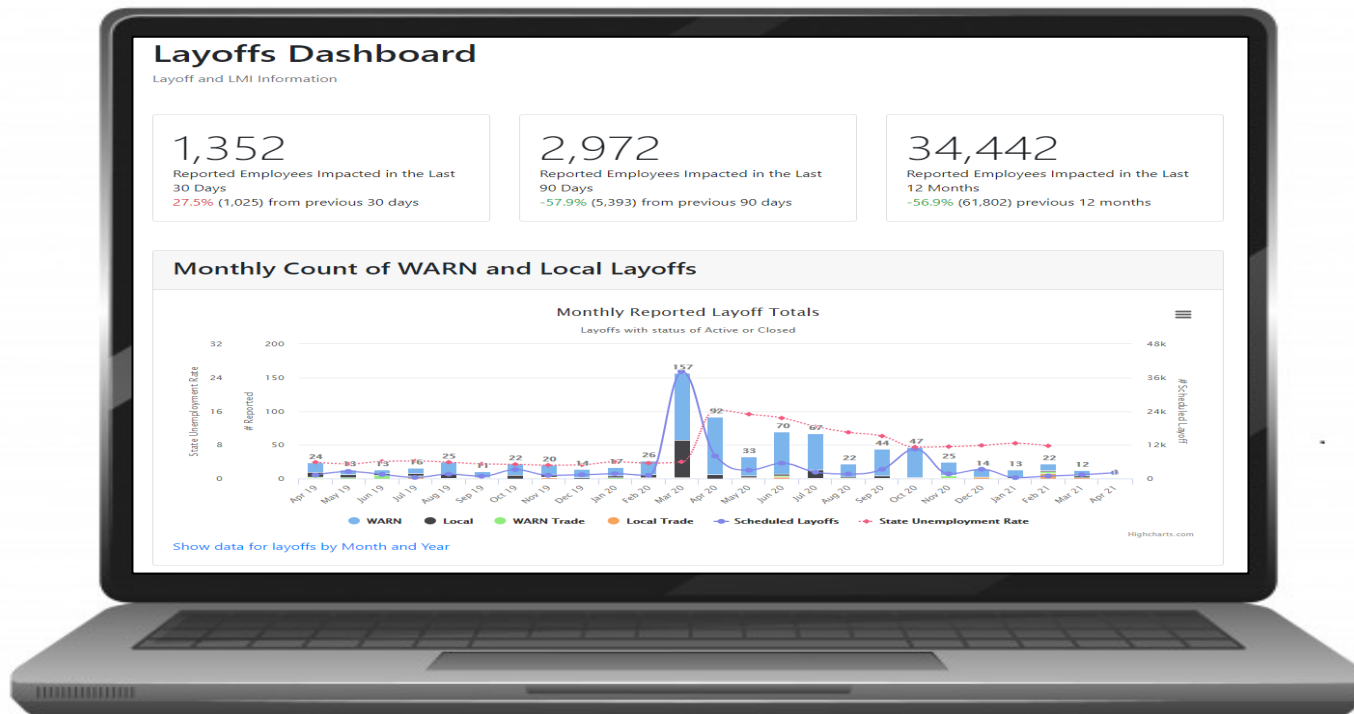
Layoff Details Page (Notes/Events/Schedule)

- Audit Log of all entries on a layoff.
- Sortable fields.
- Popup modal for Notes and Events.
- Ability to upload supporting documents.
- Tracking of all layoff dates and revisions.



This screenshot shows the 'Layoff Details' page. It is divided into three main sections: 'Notes', 'Events', and 'Schedule'.
Notes Section: A table with columns 'Date', 'Subject', 'Type', and 'Updated By'. It lists several entries, including 'Investigation' and 'On-site Visit'. A 'Test Note' modal is open over this section, showing details like 'Note Type: General Information', 'Note Date: 1/27/2020', and 'Updated: Marcus Lathan on 1/27/2020 9:19 AM'. The modal also includes a 'Files' section with a 'TEST.pdf' document and a 'Workshops' section with 'No Workshops attached'.
Events Section: A table with columns 'Date', 'Type', and 'Status'. It lists events such as 'Investigation', 'On-site Visit', 'Pre-Layoff Workshop', 'Completed', and 'Implementation Initiated'.
Schedule Section: A summary box showing 'Total Employees 52', 'Expected Layoffs 52', and 'Revised Layoffs'. It also includes 'Expected Layoff Date 10/1/1995', 'Revised Layoff Date 8/1/1995', and 'Number of Layoff Events: 3'. Below this is a table with columns 'Date' and 'Layoffs', showing counts for dates like 8/1/1995 (6), 10/1/1995 (33), and 10/31/1995 (12).

Layoff Transparency and Reporting (Internal)



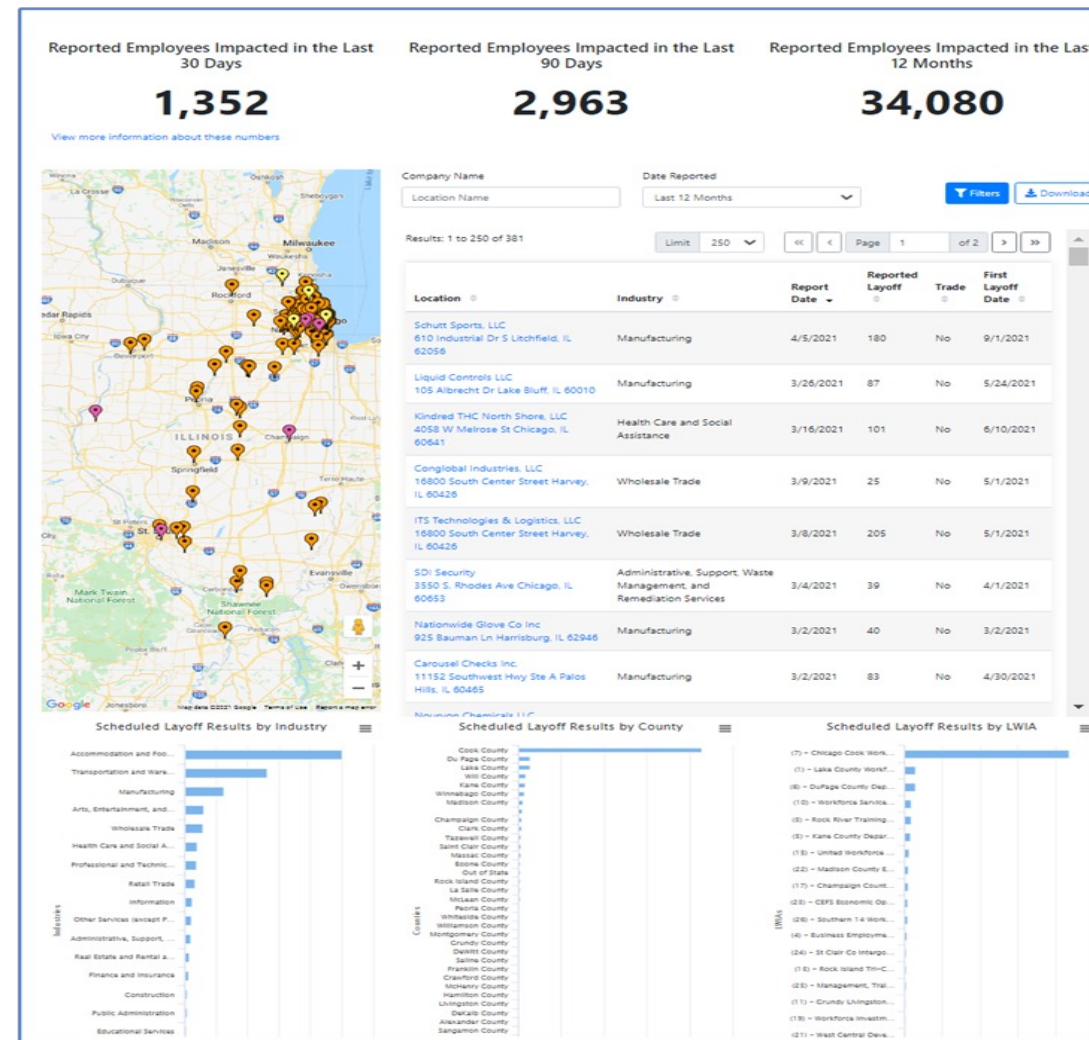
Data in IEBS made transparent in dashboards that utilize multiple displays, maps, graphics, lists, calendars, and where applicable is overlaid with LMI data. It can be searchable by industry, geographic areas, and drillable to micro-level data.

Layoff Transparency and Reporting (External)

WARN DASHBOARD

Data from the private IEBS system is made publicly available from the internal system and appears on public facing Illinois workNet site.

- The WARN Dashboard on Illinois workNet provides a public view of WARN layoffs in the state.
- Information is updated in real-time as WARN layoffs are entered into the state system.
- Results fully exportable for portable access in Excel.
- [WARN Layoff Search in IwN](#)



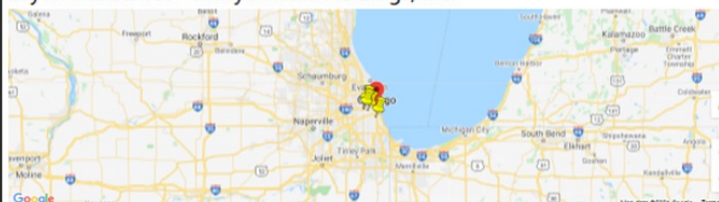
Layoff Transparency and Reporting (External)

- Company specific public informational pages are created by system and published on IwN public website as part of layoff entry in IEBS.
- ALL layoff partners who have been given permission can modify the Resource Packet area – don't need to wait for tech person.

ILLINOIS WORKNET: LAYOFF ASSISTANCE

Company Name	Type
mac	
List View Map View	
Results: 1 to 12 of 12 Limit 50	
Location Name	Type
Macy's Retail Holdings, Inc. 835 N Michigan Ave Lobby 5 Chicago, IL 60611	WARN
Takeda Pharmaceuticals USA, Inc. 1200 Lakeside Dr Bannockburn, IL 60015	WARN
American Equipment & Machine, Inc. 2400 S. Wabash Ave. Centralia, IL 62801	WARN
MacMurray College 447 East College Ave. Jacksonville, IL 62650	WARN
Mach #1 Mine	Local

Layoff Assistance - Macy's Retail Holdings, Inc.



**835 N Michigan Ave
Chicago, IL 60611**

DBA Macy's Watertower Place
Industry Retail Trade
LWIA 7 - Chicago Cook Workforce Partnership
County Cook County

Date Reported 1/6/2021
Layoff Type WARN
Reason Plant Closure
Expected First Layoff 3/14/2021
Layoff Schedule Range 3/21/2021

WIOA Comprehensive and Affiliate Illinois workNet Centers

Distance from location
5 miles

Search for more

Webinar Agenda
Topic: Government Benefits for Separating Employees
Agencies Presenting:

1. Illinois Department of Commerce
2. Chicago Cook Workforce Partnership
3. US Department of Labor, Employee Benefits Security Administration

Watch on YouTube's Department of Employment Security

[Complete the Layoff Information Questionnaire](#)
If you are interested in additional layoff assistance complete this questionnaire.

[Download Resource Packet](#)
Download paperwork for layoff assistance.

- USDOL Retirement and Health Care Coverage Q and A (PDF)
- USDOL Retirement and Health Care Coverage Q and A (Spanish) (PDF)
- What Every Worker Should Know (PDF)
- What Every Worker Should Know (Spanish) (PDF)
- How to File Your Claim Online (PDF)
- How to File Claim Online Appendix (PDF)
- I Filed My Claim What Happens Now (PDF)
- I Filed A Claim What Happens Now (Spanish) (PDF)
- IL JobSeeker Brochure (PDF)
- IL JobSeeker Brochure (Spanish) (PDF)
- Teleserve (PDF)
- Teleserve (Spanish) (PDF)
- IDES Work Search Record (PDF)
- Chicago Cook Workforce Partnership Laid Off Workers Manual (PDF)
- Chicago Cook Workforce Partnership Laid Off Workers Manual (Spanish) (PDF)

[Create your resume on Illinois Job Link](#)

Chicago Workforce Center - Pilsen
1700 W. 18th
Chicago, IL 60608
<https://www.nationalable.org/>
312-994-8300

Monday, Tuesday, Wednesday, Thursday, Friday 8:30 AM-5:00 PM

Mid-South American Job Center
Martin Luther King Human Service Center
Chicago, IL 60653
<http://www.eesforjobs.com>
773-538-5627

Monday, Tuesday, Wednesday, Thursday, Friday 8:30 AM-5:00 PM

KRA/Westside American Job Center
605 S. Albany Avenue
Chicago, IL 60612
<https://www.kra.com/>
773-722-3885

Monday, Tuesday, Wednesday, Thursday, Friday 8:30 AM-5:00 PM

Greater West Town Community Dev Project
500 N. Sacramento Boulevard
Chicago, IL 60612
<http://www.gwtp.edu/>
312-432-1300

Monday, Tuesday, Wednesday, Thursday, Friday 8:00 AM-4:00 PM

Safer Foundation

Dislocated Worker - Employee Survey

Quick & Effective Connection to Help Fast

- External Layoff Questionnaire input from website goes directly into IEBS and displays with the company layoff detail page. *Rapid Response* to a call for help.

Complete the Layoff Information Questionnaire

If you are interested in additional layoff assistance complete this survey.

Position Title * Last Day of Work *

How long were you with the Company? * Number of full years with company Number of full months with company How many hours a week do you work? *

What was your wages before taxes? * Select Range

I prefer not to answer about my wages

What is your highest level of education? *

<input type="radio"/> Grades K-8	<input type="radio"/> Associate Degree
<input type="radio"/> High School (Did not attain diploma)	<input type="radio"/> Bachelor's Degree
<input type="radio"/> High School Graduate	<input type="radio"/> Master's Degree
<input type="radio"/> GED / or High School Equivalency Certificate	<input type="radio"/> Doctorate
<input type="radio"/> Some College	

Do you have a trade/vocational certificate or licensure? *

Yes No

Future employment plans? *

<input type="checkbox"/> Already have a job lined up	<input type="checkbox"/> Start my own business
<input type="checkbox"/> Seek employment in the same field	<input type="checkbox"/> Relocate to a new area
<input type="checkbox"/> Seek employment in new field	<input type="checkbox"/> Leave the workforce
<input type="checkbox"/> Retrain for a new career	<input type="checkbox"/> Unsure
<input type="checkbox"/> Plan to retire	

How many miles would you be willing to commute one way for employment? *

0-10 10-20 20-30 30-40 40-50 50+

Would you like help with any of the following? *

<input type="checkbox"/> Obtain my GED or improve English-Language Skills	<input type="checkbox"/> Help filing an Unemployment benefits claim
<input type="checkbox"/> Help finding a job now	<input type="checkbox"/> Start my own business
<input type="checkbox"/> Help with job training to upgrade my skills	<input type="checkbox"/> Not interested
<input type="checkbox"/> Start or continue my post-secondary education	

[Finish](#)

IEBS Information Questionnaire

IEBS Company
500 East Monroe Street
Springfield, IL 62701

*All fields marked with * are required.*

First Name * Last Name *

Address Lookup *
Start typing address below to lookup

[Enter Address Manually](#)

Phone * Email

Are you a veteran of the US Armed Forces? *

Yes No

The information you provide on this survey is confidential and is protected under Section 1900: Disclosure of Information of the Illinois Unemployment Insurance Act. The information will be utilized by the Illinois Department of Commerce and Economic Opportunity to ensure funds are made available to render service to those affected by a mass layoff or plant closure. Your responses do not commit you to participate in the programs offered through the Local Workforce Areas. Thank you for your time.

Are you interested in training or employment services? *

Yes No

Would you like someone to contact you with further information about our programs? *

Yes No

[Continue](#)



Rapid Response Process

What the DCEO Rapid Response Unit does and what data we collect.



DCEO Rapid Response Unit

What we do:

Provide Services as required by the WARN Act

(Worker Adjustment and Retraining Act of 1988)

- Recipient of Layoff Notifications
- Coordinate Benefit & Services Workshops for Dislocated Workers
- Record & Report Statewide Rapid Response Activity to USDOL
- Partner with Local Agencies on smaller layoffs
- Make WARN Information Available upon Request (FOIA)

Rapid Response Data

(1988 – 2023) Data in IEBS

- 7,970 total events
- 5,532 from Official Notices
- 2,437 from other sources
- 878,899 reported layoffs
- 121,208 workers recalled
- Reported layoff dates
- Layoff schedules
- Layoff locations
- Workshops conducted
- Event documentation

WARN Reports / Then & Now

STATE OF ILLINOIS MONTHLY WARN ACTIVITY LISTING
MONTH SEPTEMBER YEAR 2013
(In County Order)


COMPANY NAME:	Bennigans	TYPE OF EVENT:	Permanent or Temporary
COMPANY ADDRESS:	150 South Michigan Avenue	WARN NOTIFICATION DATE:	WARN NOTIFICATION DATE:
CITY, STATE, ZIP:	Chicago, IL 60603	FIRST LAYOFF DATE:	FIRST LAYOFF DATE:
COMPANY CONTACT:	Scott Arnold	ENDING LAYOFF DATE:	ENDING LAYOFF DATE:
TELEPHONE:	770-335-7193		
UNION:	No	# WORKERS AFFECTED:	# WORKERS AFFECTED:
BUMPING RIGHTS:	No	EVENT CAUSES:	EVENT CAUSES:
LOCAL WORKFORCE AREA:	7		
REGION NUMBER & NAME:	Northeast 4	COUNTY:	COUNTY:
TYPE OF COMPANY:	Not Available	COMPANY NAICS:	COMPANY NAICS:

COMPANY NAME:	Compass Group USA, Inc.	TYPE OF EVENT:	Permanent or Temporary
COMPANY ADDRESS:	4440 W. 95 th St., Oak Lawn 60453	WARN NOTIFICATION DATE:	WARN NOTIFICATION DATE:
	1775 Dempster St., Park Ridge 60068	FIRST LAYOFF DATE:	11/23/13
	2320 E. 93 rd St., Chicago 60617	ENDING LAYOFF DATE:	Not Provided
COMPANY CONTACT:	Paul Rebeil	# WORKERS AFFECTED:	34
TELEPHONE:	817-421-7847	EVENT CAUSES:	Not Provided
UNION:	No		
BUMPING RIGHTS:	No	COUNTY:	Cook
LOCAL WORKFORCE AREA:	7	COMPANY NAICS:	722320
REGION NUMBER & NAME:	Northeast 4		
TYPE OF COMPANY:	Not Available		

MENU

Login

Sign Up



Search


Español

Partners

Share

1999	2000	2001
Dec 31, 1999 WARN	Dec 31, 2000 WARN	Dec 31, 2001 WARN
Nov 30, 1999 WARN	Nov 30, 2000 WARN	Nov 30, 2001 WARN
Oct 31, 1999 WARN	Oct 31, 2000 WARN	Oct 31, 2001 WARN
Sep 30, 1999 WARN	Sep 30, 2000 WARN	Sep 30, 2001 WARN
Aug 31, 1999 WARN	Aug 31, 2000 WARN	Aug 31, 2001 WARN
Jul 31, 1999 WARN	Jul 31, 2000 WARN	Jul 31, 2001 WARN
Jun 30, 1999 WARN	Jun 30, 2000 WARN	Jun 30, 2001 WARN
May 31, 1999 WARN	May 31, 2000 WARN	May 31, 2001 WARN
Apr 30, 1999 WARN	Apr 30, 2000 WARN	Apr 30, 2001 WARN
Mar 31, 1999 WARN	Mar 31, 2000 WARN	Mar 31, 2001 WARN
Feb 28, 1999 WARN	Feb 29, 2000 WARN	Feb 28, 2001 WARN
Jan 31, 1999 WARN	Jan 31, 2000 WARN	Jan 31, 2001 WARN

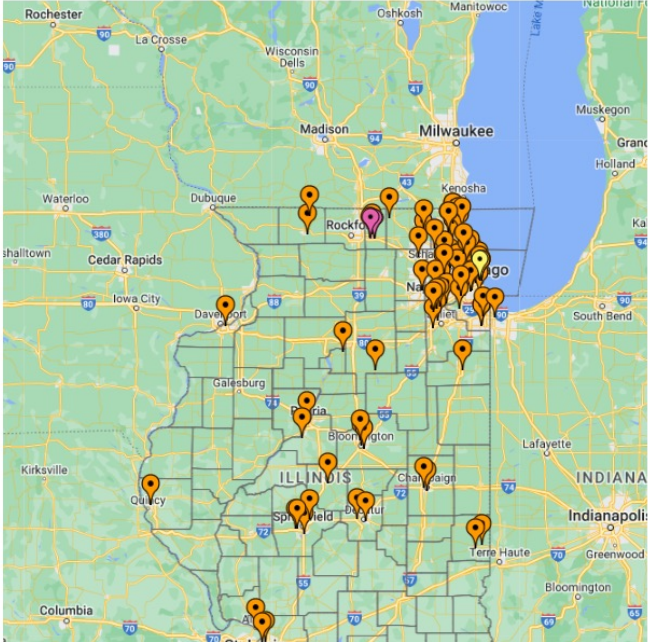
WARN Reports / Then & Now

MENU
Login
Sign Up

Search
Español
Partners
Share

Illinois WARN Activities and Layoff Data

WARN Workshops Conducted in the Last 6 Months

103



WARN Workshops Conducted in the Last 12 Months

165

Virtual Job Fairs Conducted in the Last 12 Months

55

Company Name

Date Reported


[Filters](#) [Download](#)

Results: 1 to 95 of 95 Limit 250 Page 1 of 1


Location	Industry	Report Date	Scheduled Layoff	Trade	First Layoff Date
Glassdoor, Inc. 1375 W. Fulton Market, 10th Floor Chicago, IL 60607	Administrative, Support, Waste Management, and Remediation Services	3/22/2023	26	No	3/31/2023
American Water Resources, LLC 111 East 4th Street Alton, IL 62002	Wholesale Trade	3/21/2023	34	No	5/20/2023
Akorn Operating Company LLC 5605 Centerpoint Ct Ste A Gurnee, IL 60031	Manufacturing	2/24/2023	169	No	2/23/2023
Akorn Operating Company LLC 50 Lakeview Pkwy Ste 112 Vernon Hills, IL 60061	Manufacturing	2/24/2023	40	No	2/23/2023
Heritage Operations Group, LLC 115 W. Jefferson St., Suite 401 Bloomington, IL 61701	Health Care and Social Assistance	2/24/2023	63	No	4/30/2023
Akorn Operating Company LLC 1222 W Grand Ave 150 S. Wyckles Rd Decatur, IL 62522	Manufacturing	2/22/2023	402	No	2/22/2023

[User Guides](#)

WARN Reports / Then & Now

MENU
Login Sign Up

Search Español Partners Share

Layoff Assistance - Mechanical Servants LLC View Details



**200 Regency Dr
Glendale Heights, IL 60139**

DBA Convenience Valet
Industry Wholesale Trade
LWIA 6 - DuPage County Department of Human Resources
County Du Page County

Date Reported 12/19/2022
Layoff Type WARN
Reason Plant Closure

Illinois workNet Centers

The Workforce Innovation and Opportunity Act (WIOA) aims to help job seekers and workers access employment, education, training, and support services to succeed in the labor market. Enter your address, use the map, or refer to the list below to search for the nearest location to best meet your needs.

Laid off? Lost wages?
Take back control of your career

- Earn marketable certifications
- Continue to receive unemployment
- No need to pay back

FROM LAYOFF
TO LAUNCH

TUESDAYS • 9:30 AM

Edit

[Show Options](#)

Comprehensive

workNet DuPage Career Center
2525 Cabot Drive, Suite 302
Lisle, IL 60532
Approximate Distance: 8.84 miles
<https://worknetdupage.org/>
630-955-2030

Monday, Tuesday, Wednesday, Thursday,
Friday 8:00 AM-4:30 PM

workNet Batavia
Serving Kane, Kendall and DeKalb Counties
Batavia, IL 60510

WARN Reports / Then & Now

Exportable Data

Location Name	Location Address	Location City	Location State	Location Zip	County	LW/	Type	Trade	Causes	Re
Illinois Central School Bus	5552 Dial Drive	Granite City	IL	62040	Madison County	22	WARN	No	Lost Contract	PI
Veritiv Operating Company	1141 N Swift Rd	Addison	IL	60101-6114	Du Page County	6	WARN	No	Other	PI
Lincoln University - Main Cam	300 Keokuk St	Lincoln	IL	62656-1699	Logan County	20	WARN	No	National Disaster(COVID-19)	PI
Hshs Medical Group, Inc.	3051 Hollis Dr Ste 15K	Springfield	IL	62704-7452	Sangamon County	20	WARN	No	Outsource Function	M
Pepsico, Inc.	617 W Main St	Barrington	IL	60010-4113	Cook County	7	WARN	No	Other	PI
Lincoln College-Normal Camp	715 W. Raab Road	Normal	IL	61761-4107	McLean County	15	WARN	No	National Disaster, Other	PI
Menasha Packaging Company,	710 N Mattis Ave	Champaign	IL	61821-2450	Champaign County	17	WARN	No	Other	PI
United Growth, LLC	1945 Techny Rd Ste 1	Northbrook	IL	60062-5306	Cook County	7	WARN	No	Other	PI
Chartwells at Noble Charter Sr	1 N. State Street, 15t	Chicago	IL	60602	Cook County	7	WARN	No	Lost Contract	PI
National Express Corporation	22544 W 143RD St	Plainfield	IL	60544-7665	Will County	10	WARN	No	Lost Contract	PI
ABC Manufacturing LLC	100 W Randolph Stre	Chicago	IL	60601	Cook County	7	WARN	No	Other	PI
ABC Manufacturing LLC	100 W Randolph Stre	Chicago	IL	60601	Cook County	7	WARN	No	Relocation	PI
Whole Foods Market, Inc.	959 W Fullerton Ave	Chicago	IL	60614-2406	Cook County	7	WARN	No	Other	PI
ABC Manufacturing LLC	100 W Randolph Stre	Chicago	IL	60601	Cook County	7	WARN	No	Restructuring	M
Iherb, Inc.	2650 Auto Mall Dr	Elgin	IL	60124-8190	Kane County	5	WARN	No	Business Slowdown, Finan	M
Gannett Co., Inc.	7950 Jones Branch Dr	McLean	VA	22102-3302	Not Applicable	15	Local	Yes	Trade	La
NDSM Chemung, LLC	6303 Maxon Rd	Harvard	IL	60033-8853	McHenry County	2	WARN	No	Other	PI
OPW Fuel Management Syste	6900 Santa Fe Dr.	Hodgkins	IL	60525	Cook County	7	WARN	No	Relocation	PI
Home Products International	4501 W 47TH St	Chicago	IL	60632-4407	Cook County	7	WARN	No	Seeking Capital	PI
Home Products International	5507 S Archer Ave	Chicago	IL	60638-3003	Cook County	7	WARN	No	Seeking Capital	PI
Piston Automotive, L.L.C.	3458 Morreim Dr	Belvidere	IL	61008-6308	Boone County	3	WARN	Yes	Outsource Function, Reloc	M
Preferred Meal Systems, Inc.	5240 Saint Charles Rc	Berkeley	IL	60163-1341	Cook County	7	WARN	No	Other	PI
Likewize Us, LLC	1950 USG Dr	Libertyville	IL	60048-5345	Lake County	1	WARN	No	Other	PI
Brother James Court	2508 Saint James Rd	Springfield	IL	62707-9736	Sangamon County	20	WARN	No	Financial	PI
Savista at N'western Memoria	4201 Medical Centre	McHenry	IL	60050	McHenry County	7	WARN	No	Restructuring	M
Grupo Antolin Illinois, Inc.	642 Crystal Pkwy	Belvidere	IL	61008-4065	Boone County	3	WARN	Yes	Outsource Function	M
Superior West Laundry, LLC	920 S. Campbell Ave.	Chicago	IL	60612	Cook County	7	WARN	No	Other	PI
St. Mary's Hospital, Decatur, o	1800 E Lake Shore Dr	Decatur	IL	62521-3810	Macon County	19	WARN	No	Restructuring	M

Summarized Information

Industry	Company Layoff Events	Industry Percent	# of Expected Layoffs	Expected Layoff Percent
Manufacturing	36	31.9	2884	27.0
Administrative, Support, Waste Management, and Remediation Services	8	7.1	1399	13.1
Health Care and Social Assistance	14	12.4	1242	11.6
Wholesale Trade	11	9.7	1229	11.5
Transportation and Warehousing	10	8.8	752	7.1
Finance and Insurance	4	3.5	698	6.5
Accommodation and Food Services	6	5.3	635	6.0
Retail Trade	8	7.1	486	4.6
Professional and Technical Services	5	4.4	356	3.3
Educational Services	3	2.7	326	3.1
Information	1	0.9	293	2.7
Management of Companies and Enterprises	1	0.9	106	1.0
Other Services (except Public Administration)	1	0.9	85	0.8
Real Estate and Rental and Leasing	3	2.7	78	0.7
Agriculture, Forestry, Fishing & Hunting	1	0.9	61	0.6
Unclassified	1	0.9	35	0.3



Trade Adjustment Assistance (TAA) Program Data

Resources for the trade (TAA) program staff and customers.



Trade Data / Service Counts

963 Trade Events Recorded

Over 1,300 Trade Workshops

978 Total Participants

800 Received Training Services

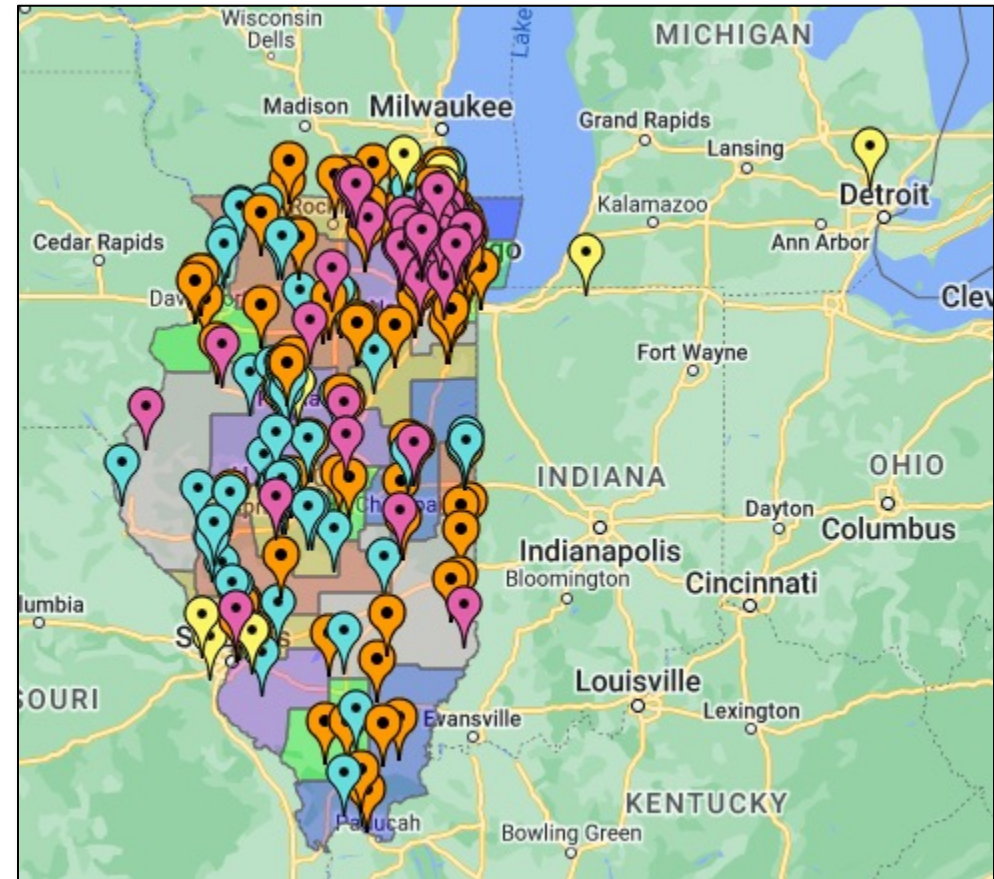
266 Active Participants

Manufacturing – 69%
Wholesale Trade – 8.7%
Professional Services – 7.8%

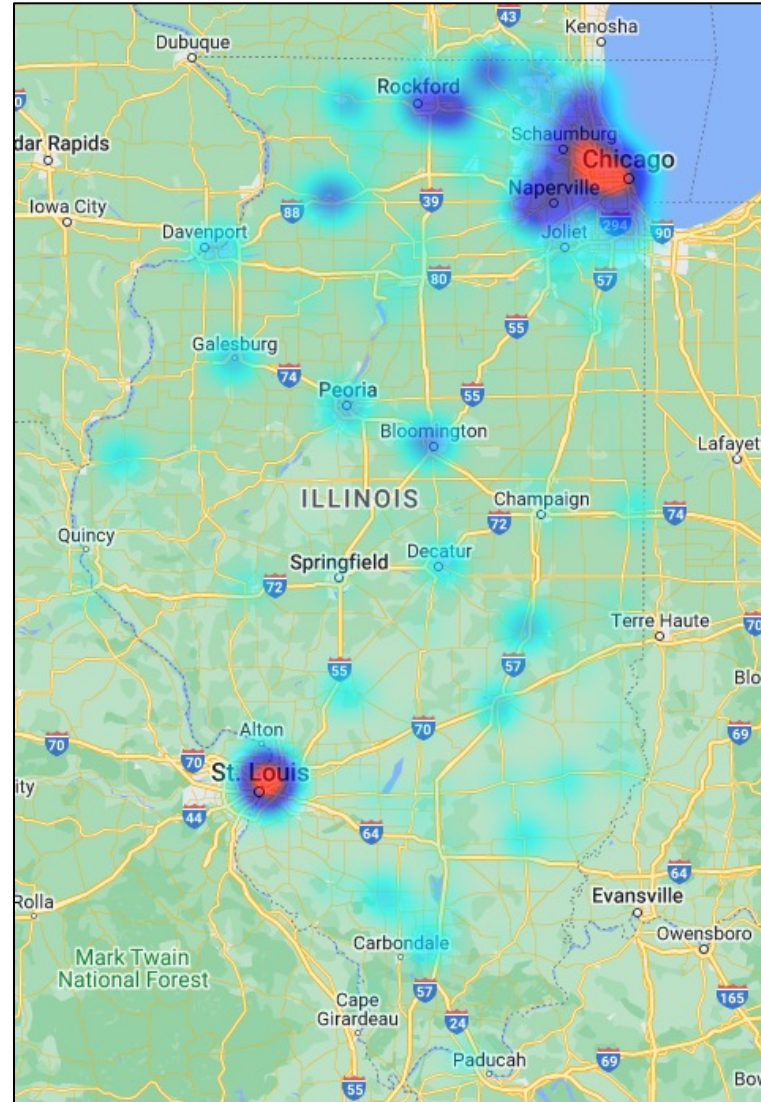
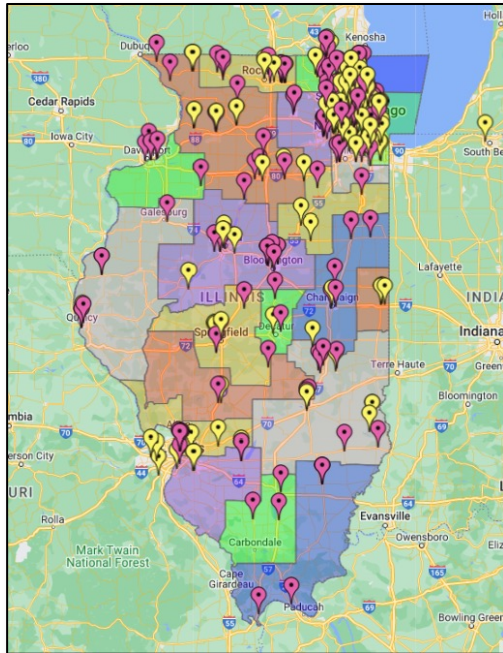
Certified Trade Petitions 1988 - 2023

Home Companies Outreach LMI **Layoffs** Admin Hello, Levi Beerup

Location Name	Type	Status	IEBS ID	Lwia	Expected Layoff	Revised Layoff	Industry	Report Date
☆ DIVERSIFIED CONTRACT SERVICES Not Provided Fenton, MO 63026	Local (Trade)	Active	20221212001	15	15	15	Manufacturing	12/12/2022
☆ Micromedical Technologies, Inc. 10 Kemp Dr Chatham, IL 62629	WARN (Trade)	Active	20220720001	20	18	18	Manufacturing	7/19/2022
☆ Medline Industries 42500 Winchester Rd Temecula, CA 92590	Local (Trade)	Active	20220720002	5	1	1	Manufacturing	6/30/2022
☆ Motorola Mobility Holdings LLC 222 Merchandise Mart Plz Ste 1600 Chicago, IL 60654	Local (Trade)	Active	20220707002	27	94	94	Manufacturing	6/28/2022
☆ Grupo Antolin Illinois, Inc. 642 Crystal Pkwy	WARN (Trade)	Active	20220614001	3	22	22	Administrative, Support, Waste Management, and Remediation	6/14/2022



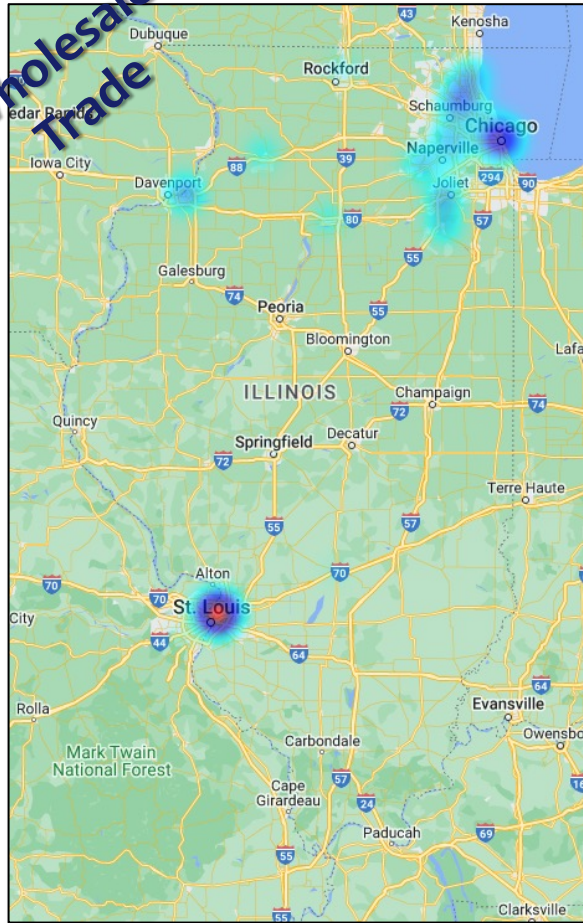
Trade Data – Visual Tools



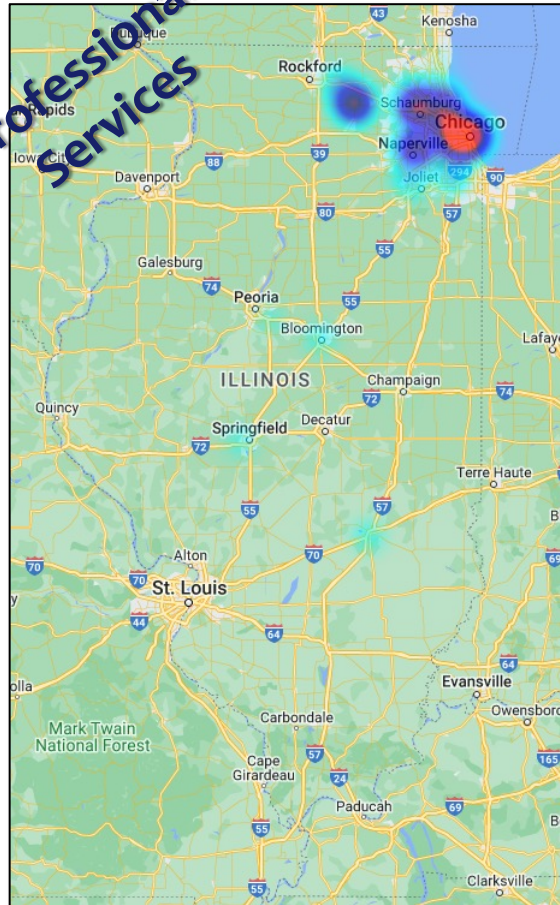
Certified Trade Petitions
1988 - 2023

Trade Data – Visual Tools

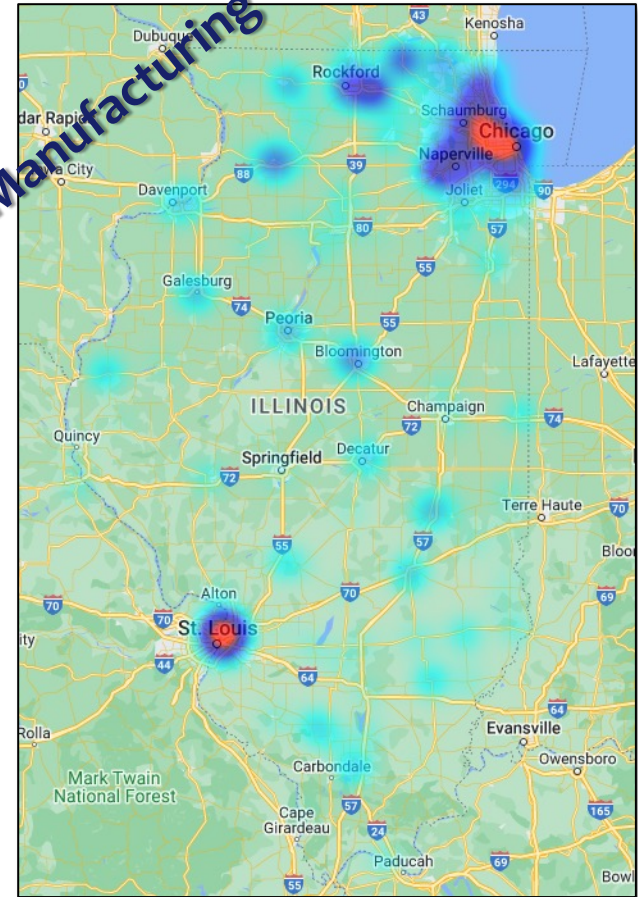
Wholesale
Trade



Professional
Services



Manufacturing



Trade Program Requirements

- Conduct Outreach
- Schedule workshops for impacted workers
- Notify impacted workers of Benefits, Rights, and Responsibilities (BRO)
- Track Program Participation by Petition
- Maintenance of specific documents for program compliance

The screenshot displays the workNet TAA portal interface. At the top, there is a navigation bar with 'Login' and 'Sign Up' buttons. The main heading is 'Layoff Assistance - Caterpillar Logistics, Inc.' with a 'View Details' link. Below this is a map showing the location at 500 N Morton Ave, Morton, IL 61550. The map includes a street view and a 'Map' button. To the right of the map, there is a section for 'Illinois workNet Centers' with a brief description of the program and a search box for local results. Below the map, there is a video player for a 'Rapid Response Webinar' titled 'Caterpillar TAA'. The video player shows a play button and the title. To the right of the video player, there is a 'Comprehensive' section with a 'Show Options' button and a list of nearby workNet Centers, including 'Career Link - Peoria' and 'Career Link - Danvers County'. Below the video player, there is a 'Complete the Layoff Information Questionnaire' section with a 'Download Resource Packet' button. The resource packet section lists various documents available in English and Spanish, such as 'USDCI, Retirement and Health Care Coverage Q and A (PDF)' and 'What Every Worker Should Know About Unemployment Insurance (PDF)'. At the bottom right, there is an 'Access' section with a list of nearby workNet Centers, including 'Career Link - Danvers County' and 'Career Link - Woodford County'.


IEBS Company Page

Using DCEO's web presence to link customers to services.

IEBS Company Page

Layoff Details Section

Layoff Assistance - Layoff Aversion Test Company View Details



620 E Adams St
Springfield, IL 62701

DBA TA Session 1
Industry Construction
LWIA 20 - Land of Lincoln Workforce Alliance
County Sangamon County

Date Reported 2/7/2023
Layoff Type WARN
Reason Mass Layoff

Outreach Workshop

Event Times


- 3/31/23, 10:00 AM-11:00 AM

Offered In: English

[Add to Calendar](#)

Location

Layoff Assistance - Layoff Aversion Test Company View Details



620 E Adams St
Springfield, IL 62701

DBA TA Session 1
Industry Construction
LWIA 20 - Land of Lincoln Workforce Alliance
County Sangamon County

Date Reported 2/7/2023
Layoff Type WARN
Reason Mass Layoff

Outreach Workshop

Event Times

- 3/31/23, 10:00 AM-11:00 AM

Offered In: English

[Add to Calendar](#)

Location

Comprehensive

Individuals who have been laid off (or notified that a layoff is coming), can receive services at no cost that focus on preparing them to find a suitable new job. Download the following information on career and training services, benefits coverage, and unemployment insurance benefits.

English

- UI/DCB Assessment and Health Care Coverage (1 and 2) (PDF)
- What Every Worker Should Know About Unemployment Insurance (PDF)
- Dislocated Worker Program (PDF)
- Trade General Benefits (PDF)
- Handbook from Workshop (PDF)
- Unemployment Links (PDF)
- Trade Pension (PDF)
- MDC Document (PDF)
- Spanish / Español

IEBS Company Page

Workshop Details & Survey

ILLINOIS workNet CENTER
americanjobcenter

Trade Adjustment Assistance (Trade) Orientation

Gannett Co.
Petition # 97108

June 14, 2022

WIOA WORKS ILLINOIS

1 of 23

[Complete the Layoff Information Questionnaire](#)
If you are interested in additional layoff assistance complete this questionnaire.

Layoff Assistance - Layoff Aversion Test Company

620 E Adams St
Springfield, IL 62701

Date Reported: 2/1/2022
Layoff Type: Voluntary
Reason: Mass Layoff

Event Times: 8/15/22, 10:00 AM - 11:00 AM
Offered in: English
Add to Calendar

Rapid Response Webinar
Caterpillar TAA

[Complete the Layoff Information Questionnaire](#)

Download Resource Packet

English

- UIOIS Retirement and Health Care Coverage (1) and 2 (PDF)
- What Every Worker Should Know About Unemployment Insurance (PDF)
- Dislocated Worker Program (PDF)
- Trade General Benefits (PDF)
- Handbook from Workshop (PDF)
- Orientation Letter (PDF)
- Trade Petition (PDF)
- MDC Document (PDF)

IEBS Company Page

Recourse Packet

[Download Resource Packet](#) [Add File](#)

Individuals who have been laid off (or notified that a layoff is coming), can receive services at no cost that focus on preparing them to find a suitable new job. Download the following information on career and training services, healthcare coverage, and unemployment insurance benefits.

English [Download](#)

- USDOL Retirement and Health Care Coverage Q and A (PDF)
- What Every Worker Should Know About Unemployment Insurance (PDF)
- Dislocated Worker Program (PDF)
- Trade General Brochure (PDF)
- Handouts from Workshop (PDF)
- Determination Letter (PDF)
- Trade Petition (PDF)
- BRO Document (PDF)

Spanish / Español [Download](#)

- Cobertura de Jubilación y Atención de Salud-Preguntas y Respuestas para Trabajadores Desplazados (PDF)
- Cobertura de Jubilación y Atención de Salud-Preguntas y Respuestas para Trabajadores Desplazados (PDF)
- Lo que todos los trabajadores (PDF)
- Programa para el Trabajador Desplazado (PDF)

Layoff Assistance - Layoff Aversion Test Company

620 E Adams St
Springfield, IL 62701

Rapid Response Webinar
Caterpillar TAA

Trade Adjustment Assistance (Trade) Orientation
General Co.
Petition # 27303
June 14, 2022

Complete the Layoff Information Questionnaire

[Download Resource Packet](#) [Add File](#)

Resume Assistance / Unemployment

- Programa para el Trabajador Deslazado (PDF)

Create or Update Your Resume

Utilize free online resume builder tools such as [Skills First](#) or [Illinois JobLink](#).

Local Illinois workNet American Job Centers also offer in-person resources. Centers offer free access to a resource room that is open to the public on a self-service basis. Resources are available to assist job seekers with building a resume, general career exploration, and job search.

Unemployment Insurance Information

Unemployment insurance is an IDES state-operated program designed to partially replace lost wages when you are out of work. It is for an emergency when you are temporarily or permanently out of a job, or if you work less than full time because of lack of work. If you meet the eligibility requirements of the law, you will have some income while you are looking for a job, up to a maximum of 26 full weeks in a one-year period. [How to Submit a UI Claim](#)

Create or Update Your Resume

Utilize free online resume builder tools such as [Skills First](#) or [Illinois JobLink](#).

Local Illinois workNet American Job Centers also offer in-person resources. Centers offer free access to a resource room that is open to the public on a self-service basis. Resources are available to assist job seekers with building a resume, general career exploration, and job search.

Unemployment Insurance Information

Unemployment insurance is an IDES state-operated program designed to partially replace lost wages when you are out of work. It is for an emergency when you are temporarily or permanently out of a job, or if you work less than full time because of lack of work. If you meet the eligibility requirements of the law, you will have some income while you are looking for a job, up to a maximum of 26 full weeks in a one-year period. [How to Submit a UI Claim](#)

Virtual Job Fairs (VJF)

If you are interested in attending virtual job fairs to connect with employers and learn about their current opportunities be sure to check out the [Illinois workNet Virtual Job Fairs page](#). You can browse a listing of all active employer booths to learn more about the company, see what job opportunities they have, find employer contact info, and more. Additionally, you can find and register for upcoming Virtual Job Fairs or review recordings of past Virtual Job Fairs.

[Edit](#)

Contact Us

to Apply and Certify for Benefits

- In-person by appointment only
- 217-558-0401
- file online: [ides.illinois.gov](#)

Virtual Job Fairs

maximum of 26 full weeks in a one-year period. [How to Submit a UI Claim](#)

Virtual Job Fairs (VJF)

If you are interested in attending virtual job fairs to connect with employers and learn about their current opportunities be sure to check out the [Illinois workNet Virtual Job Fairs page](#). You can browse a listing of all active employer booths to learn more about the company, see what job opportunities they have, find employer contact info, and more. Additionally, you can find and register for upcoming Virtual Job Fairs or review recordings of past Virtual Job Fairs.

 Edit

Create or Update Your Resume

Utilize free online resume builder tools such as [Skills First](#) or [Illinois JobLink](#).


Local Illinois workNet American Job Centers also offer in-person resources. Centers offer free access to a resource room that is open to the public on a self-service basis. Resources are available to assist job seekers with building a resume, general career exploration, and job search.

Unemployment Insurance Information

Unemployment insurance is an IDES state-operated program designed to partially replace lost wages when you are out of work. It is for an emergency when you are temporarily out of work. You may be eligible if you work less than full time because of lack of work. If you meet the eligibility requirements of the law, you will have some income while you are looking for a job, up to a maximum of 26 full weeks in a one-year period. [How to Submit a UI Claim](#)




Virtual Job Fairs (VJF)

If you are interested in attending virtual job fairs to connect with employers and learn about their current opportunities be sure to check out the [Illinois workNet Virtual Job Fairs page](#). You can browse a listing of all active employer booths to learn more about the company, see what job opportunities they have, find employer contact info, and more. Additionally, you can find and register for upcoming Virtual Job Fairs or review recordings of past Virtual Job Fairs.

 Edit

Contact Us

to Apply and Certify for Benefits

-  In-person by appointment only
-  217-558-0401
-  file online: ides.illinois.gov

IEBS Company Page

Free Use Section

Contact Us
to Apply and Certify for Benefits

In-person by appointment only

217-558-0401

file online: ides.illinois.gov

© 2023 - Illinois Department of Commerce and Economic Opportunity

Create or Update Your Resume
Utilize free online resume builder tools such as [Skills First](#) or [Illinois JobLink](#).

Local Illinois workNet American Job Centers also offer in-person resources. Centers offer free access to a resource room that is open to the public on a self-service basis. Resources are available to assist job seekers with building a resume, general career exploration, and job search.

Unemployment Insurance Information
Unemployment insurance is an IDES state-operated program designed to partially replace lost wages when you are out of work. It is for an emergency when you are temporarily or permanently out of a job, or if you work less than full time because of lack of work. If you meet the eligibility requirements of the law, you will have some income while you are looking for a job, up to a maximum of 26 full weeks in a one-year period. [How to Submit a UI Claim](#)

Virtual Job Fairs (VJF)
If you are interested in attending virtual job fairs to connect with employers and learn about their current opportunities be sure to check out the [Illinois workNet Virtual Job Fairs page](#). You can browse a listing of all active employer booths to learn more about the company, see what job opportunities they have, find employer contact info, and more. Additionally, you can find and register for upcoming Virtual Job Fairs or review recordings of past Virtual Job Fairs.

Contact Us
to Apply and Certify for Benefits

In-person by appointment only

217-558-0401

file online: ides.illinois.gov

Customer Surveys

Old Method

- Distribute Paper Surveys
- Hand-count Results
- Maintain Paper Files
- Multiple Excel Sheets
- No standardized survey

New Method

- Custom Company Page
- Custom Short URL
- Guided Online Survey
- Instant Referrals
- Tracking System for Staff
- Standardized survey

Customer Surveys

Layoff Aversion Test Co
155 E Brush Hill Rd,
Elmhurst, IL 60126

*All fields marked with * are required.*

First Name *

Last Name *

Address Lookup*

Start typing address below to lookup

[Enter Address Manually](#)

Phone *

Email

Are you a veteran of the US Armed Forces? *

Yes No

The information you provide on this survey is confidential and is protected under Section 1900: Disclosure of Information of the Illinois Unemployment Insurance Act. The information will be utilized by the Illinois Department of Commerce and Economic Opportunity to ensure funds are made available to render service to those affected by a mass layoff or plant closure. Your responses do not commit you to participate in the programs offered through the Local Workforce Areas. Thank you for your time.

Are you interested in training or employment services? *

Yes No

Would you like someone to contact you with further information about our programs? *

Yes No

[Continue >](#)

Customer Surveys

IEBS Information Questionnaire
Layoff Aversion Test Company
620 E Adams St
Springfield, IL 62701

*All fields marked with * are required.*

Position Title *

Last Day of Work *

How long were you with the Company? *

Number of full years with co Number of full months with

How many hours a week do you work? *

What was your wages before taxes? *

I prefer not to answer about my wages

What is your highest level of education? *

Grades K-8 Associate Degree
 High School (Did not attain diploma) Bachelor's Degree
 High School Graduate Master's Degree
 GED / or High School Equivalency Certificate Doctorate
 Some College

Do you have a trade/vocational certificate or licensure? *

Yes No

Customer Surveys

Future employment plans? *

<input type="checkbox"/> Already have a job lined up	<input type="checkbox"/> Start my own business
<input type="checkbox"/> Seek employment in the same field	<input type="checkbox"/> Relocate to a new area
<input type="checkbox"/> Seek employment in new field	<input type="checkbox"/> Leave the workforce
<input type="checkbox"/> Retrain for a new career	<input type="checkbox"/> Unsure
<input type="checkbox"/> Plan to retire	

How many miles would you be willing to commute one way for employment? *

0-10 10-20 20-30 30-40 40-50 50+

Would you like help with any of the following? *

<input type="checkbox"/> Obtain my GED or improve English-Language Skills	<input type="checkbox"/> Help filing an Unemployment benefits claim
<input type="checkbox"/> Help finding a job now	<input type="checkbox"/> Start my own business
<input type="checkbox"/> Help with job training to upgrade my skills	<input type="checkbox"/> Not interested
<input type="checkbox"/> Start or continue my post-secondary education	

[Finish !\[\]\(c17a4ad420c346a13a379ec2c2f3d057_img.jpg\)](#)

© 2023 - Illinois Department of Commerce and Economic Opportunity V: 95.1 D

Customer Surveys

IEBS Information Questionnaire

Layoff Aversion Test Company
620 E Adams St
Springfield, IL 62701

Thank You


Thank you for completing the IEBS Information Questionnaire.

A workforce representative will be reaching out to you.

If you have immediate needs, contact one of the following WIOA locations.

WIOA Comprehensive and Affiliate Illinois workNet Centers

[Search for more](#)

 Northside American Job Center at Truman College
1145 W Wilson Ave. Suite 1917
Chicago, IL 60640
<https://equusworks.com>
773-334-4747

Monday, Tuesday, Wednesday, Thursday, Friday 9:00 AM-5:00 PM

 Food Hero
324 N. Leavitt Street
Chicago, IL 60612
<https://www.foodhe.ro/>
773-888-1310

Monday, Tuesday, Wednesday, Thursday 9:00 AM-3:00 PM

Customer Surveys

Results: 1 to 3 of 3

Submitted Questionnaires

Show only not-contacted

Results: 1 to 10 of 23

Surveyor Name	Layoff	Can Contact	Basic Info Submitted
Beerup, Levi	Layoff Aversion Test Co (Large Insurance Campus) 155 E Brush Hill Rd, Elmhurst, IL 60126	Yes	3/27/2023 3:56 PM
Worker, Name	AT&T 225 W Randolph St Chicago, IL 60606	Yes	8/4/2021 12:20 PM
dfh, fgh	Mercy Hospital and Medical Center 2525 S Michigan Ave Chicago, IL 60616	Yes	6/1/2021 10:40 AM
Worker, Name	Mercy Hospital and Medical Center 2525 S Michigan Ave Chicago, IL 60616	Yes	5/12/2021 7:38 AM
dfh, fgh	Gerber National Claim Services, Inc. 150 Center Ct. Schaumburg, IL 60195	Yes	4/29/2021 6:21 PM
Worker, Name	Navistar, Inc – Melrose Park		

Beerup, Levi Archive

Levi Beerup

100 E Randolph St
Chicago, IL 60601

Phone (312) 555-1234

Email levi.beerup@illinois.gov

! Questionnaire respondent has NOT been contacted

Entered by: Danger McAction

IP Address: 136.226.13.72

Distance from Layoff location: 16.12 Miles
(This is a direct distance calculation and not a driving distance)

Questionnaire general information submitted: **3/27/2023 3:56 PM**

Are you a veteran of the US Armed Forces?
Yes

Are you interested in training or employment services?
Yes

Would you like someone to contact you with further information about our programs?
Yes



Labor Market Information

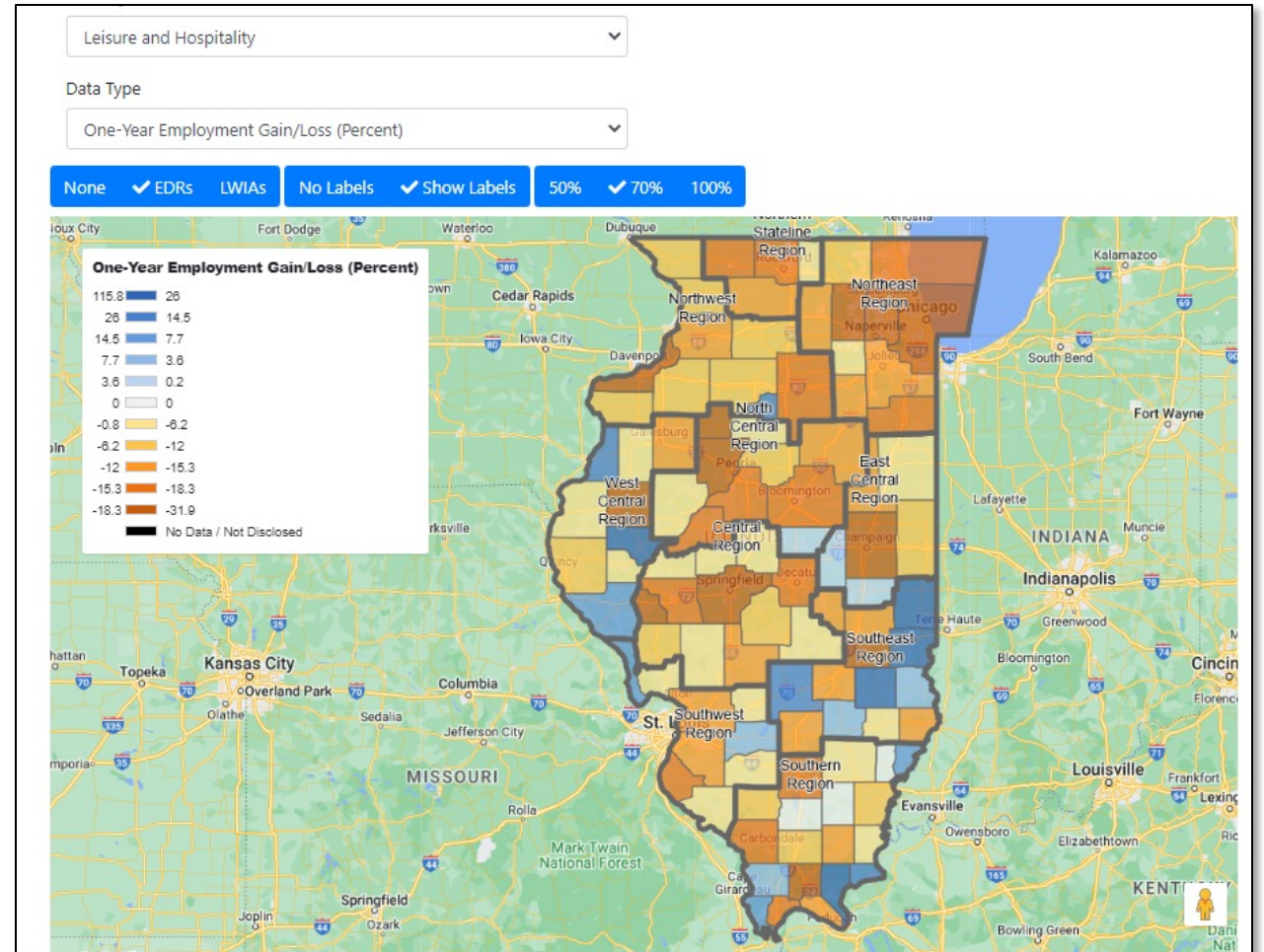
Customizable, regionally specific data and statistics.

Labor Market Data Sources

Additional Data Sources in IEBS

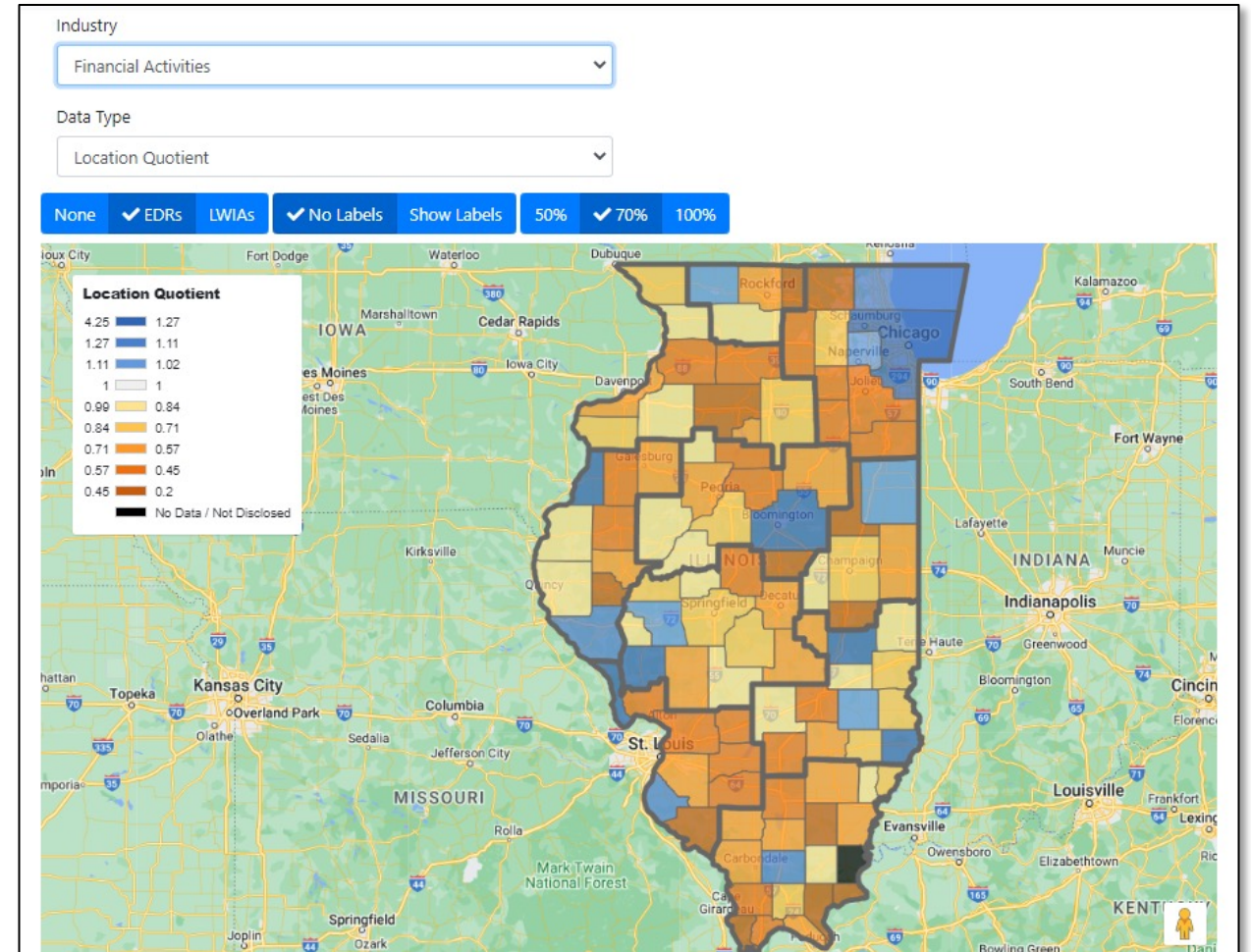
- 608,326 Individual Companies
- Industry and NAICS Data
- Unemployment Rates
- QCEW Data
- Help Wanted Online Data
- Census Tract Information
- Location Quotients

- Sourced BLS data
- Employment Gain / Loss
- By Industry / Quarter
- Updated on request
- Used for planning, identifying targeted industries / areas



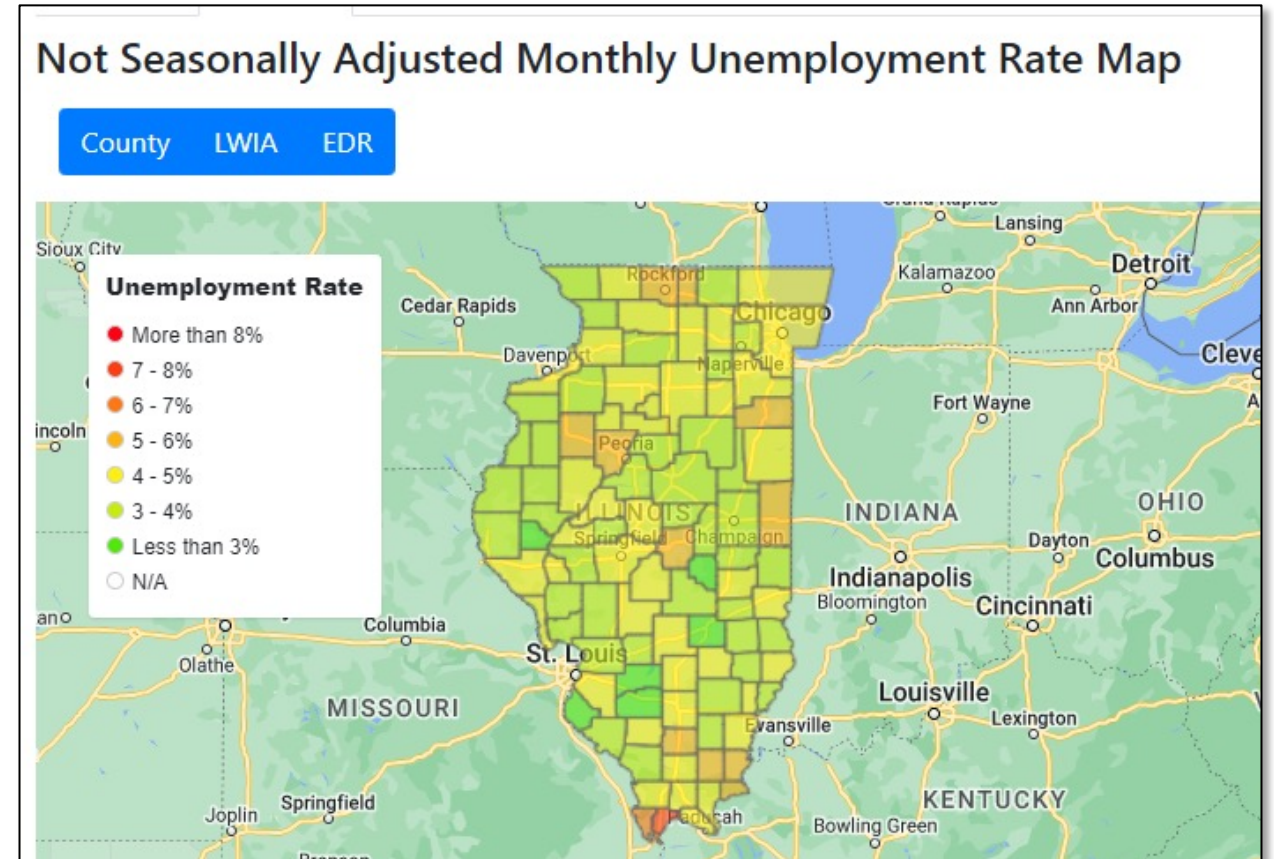
Location Quotients

- Sourced BLS data
- Industrial Specialization
- By Industry / Quarter
- Updated on request
- Used for planning, identifying targeted industries / areas



Unemployment Rates

- Sourced IDES data
- Color-coded
- By County / LWIA / EDR
- Chart type data available





Company Data

Detailed company information for data-driven decision-making.

Predictive Analytics

Material Change Scores

Growth	Stable	Contraction
Increase in Scale (A)	Stable (J)	Early Signs of Decay (G)
Increase in Demand (B)		Decrease in Demand (H)
Leverage for Growth (C)		Decrease in Scale (I)
Increase in Borrowing (D)		
Organic Growth (E)		
Spend Growth (F)		

Financial Stress

1 (Low)
2 (Low)
3 (Low)
4 (High)
5 (Severe)
0 (Bankrupt)

Material Change Examples

Spend Growth

This most often is an indication the company is in a research and development phase.

Increase in Borrowing

The company has increased its borrowing from lenders. This could be an indication of a company adding production lines or seeking capital for improvements.

Decrease in Scale

A company has significantly reduced its output or may have shut or slowed down production lines.

Early Signs of Decay

A company with a failing business model, or a company that has not innovated or updated in a long time. This could also be an indicator that a company has lost contracts or business or clients.

Predictive Analytics - Scenarios

Illinois Opportunity Score: Retention vs. Growth

Combining Material Change & Financial Stress Scores

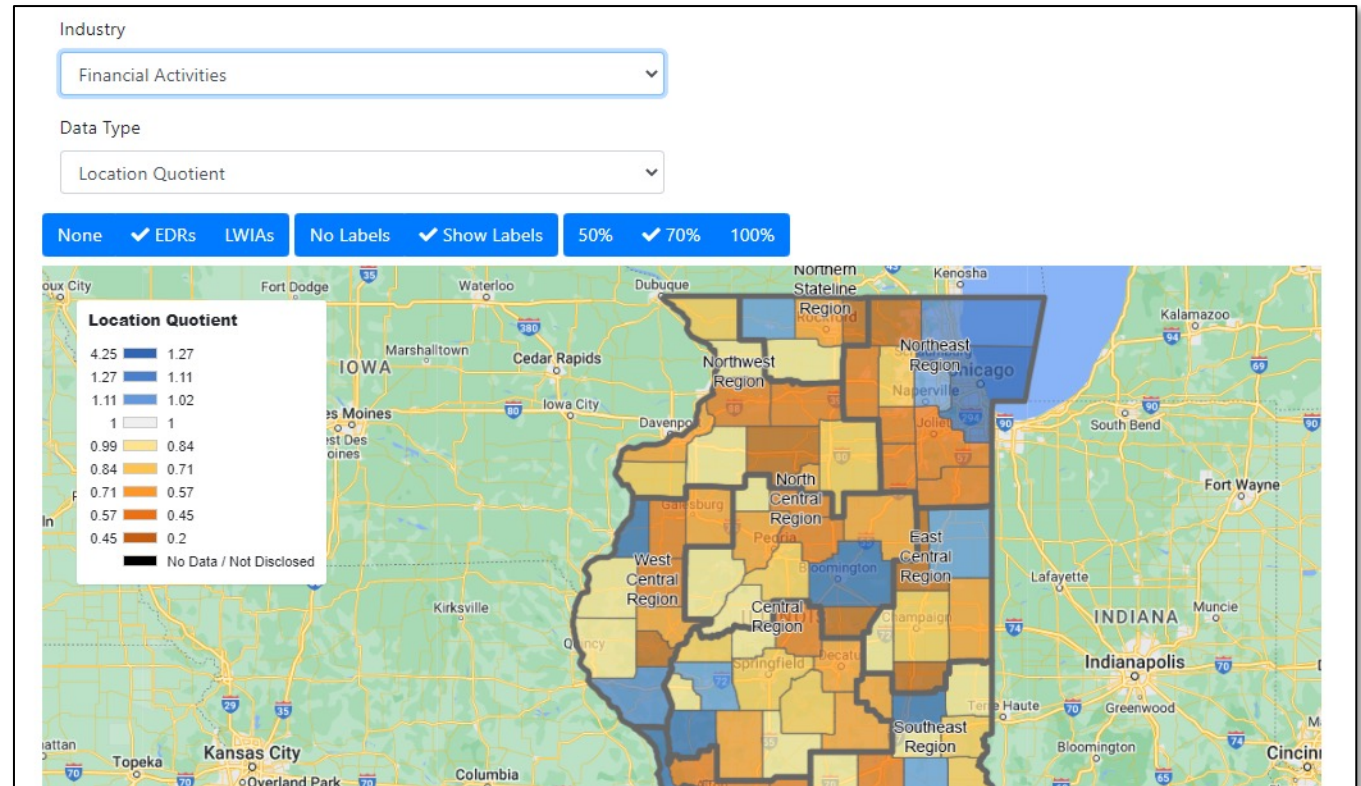
Potential Use Case Scenarios

- Increase in Demand & High Financial Stress → Company may not have the resources to expand
- Spend Growth & High Financial Stress → Could be spending on research / new product lines
- Increase in Borrowing & High Financial Stress → Potential for layoffs
- Decrease in Demand & Low – High Stress → Declining Industry
- Leverage for Growth & Low Stress → Company has potential to expand
- Early Signs of Decay & Low Stress → Potential Supply Chains or Vendor Issues

Location Quotients

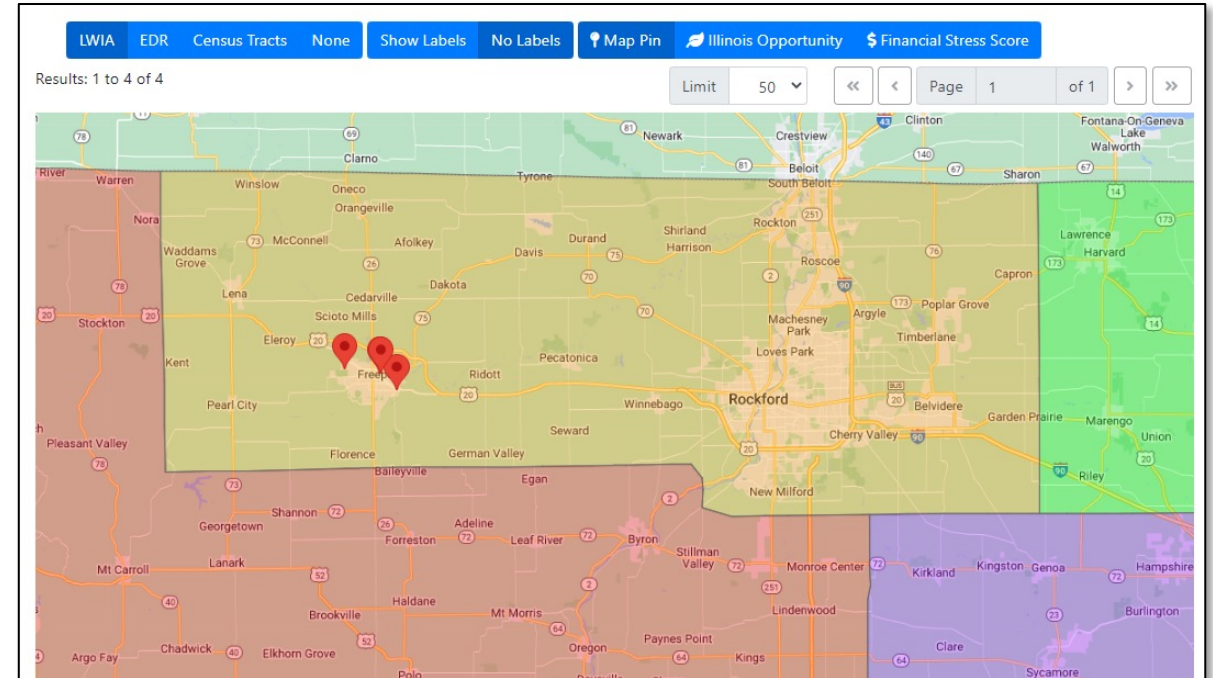
Deeper Dive

- Financial Activities
- Stephenson County



Stephenson County – Financial Activities

- 2,293 Companies
- 198 of the companies fall into the category
- 22 reside in an Underserved Census Tract
- 4 show early signs of stress or decay





Illinois' Industrial Profile

Any idea what the industry profile is of Illinois?

Illinois' Industrial Profile

Industry	# of Businesses	Percentage
Professional and Technical Services	80,800	13.3%
Other Services (except Public Administration)	69,513	11.4%
Health Care and Social Assistance	61,125	10.0%
Retail Trade	59,863	9.8%
Construction	47,539	7.8%
Administrative, Support, Waste Management, and Remediation Services	46,060	7.6%
Accommodation and Food Services	33,513	5.5%
Transportation and Warehousing	31,290	5.1%
Finance and Insurance	30,994	5.1%
Real Estate and Rental and Leasing	27,799	4.6%
Manufacturing	25,573	4.2%
Wholesale Trade	25,150	4.1%
Educational Services	17,070	2.8%
Arts, Entertainment, and Recreation	13,433	2.2%
Agriculture, Forestry, Fishing & Hunting	13,015	2.1%
Information	12,382	2.0%
Public Administration	9,184	1.5%
Management of Companies and Enterprises	2,133	0.4%
Utilities	1,367	0.2%
Mining	523	0.1%
Totals:	608,326	



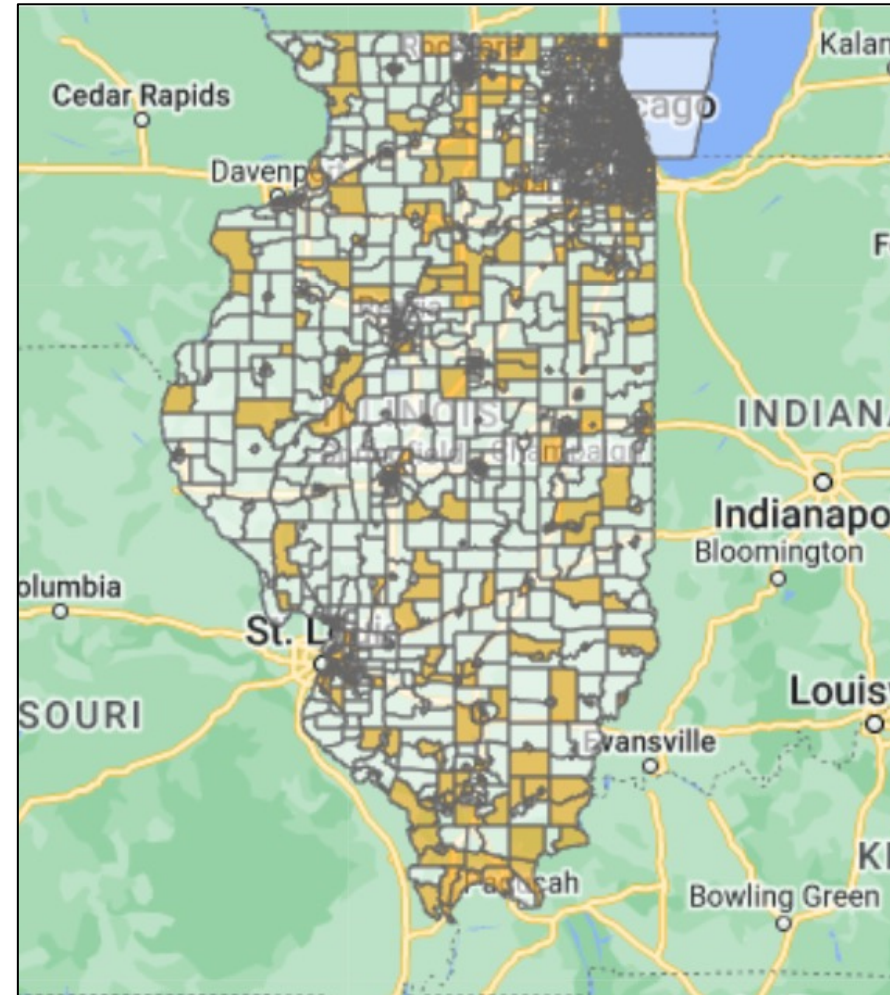
Qualified Census Tracts

Identifying underserved areas with a simple search.

Qualified Census Tracts

The Legislative Ask...

- Legislative Act – Social Equity Program
- DCEO asked to assist in identifying “Underserved Areas”
- Asked to provide Qualified Census Tracts based on 4 requirements
 - 20% on Public Assistance
 - 8% Unemployed
 - 25% Below Poverty Rate
 - 70% on Free School Lunch
- Our Team turned this request into a visual tool

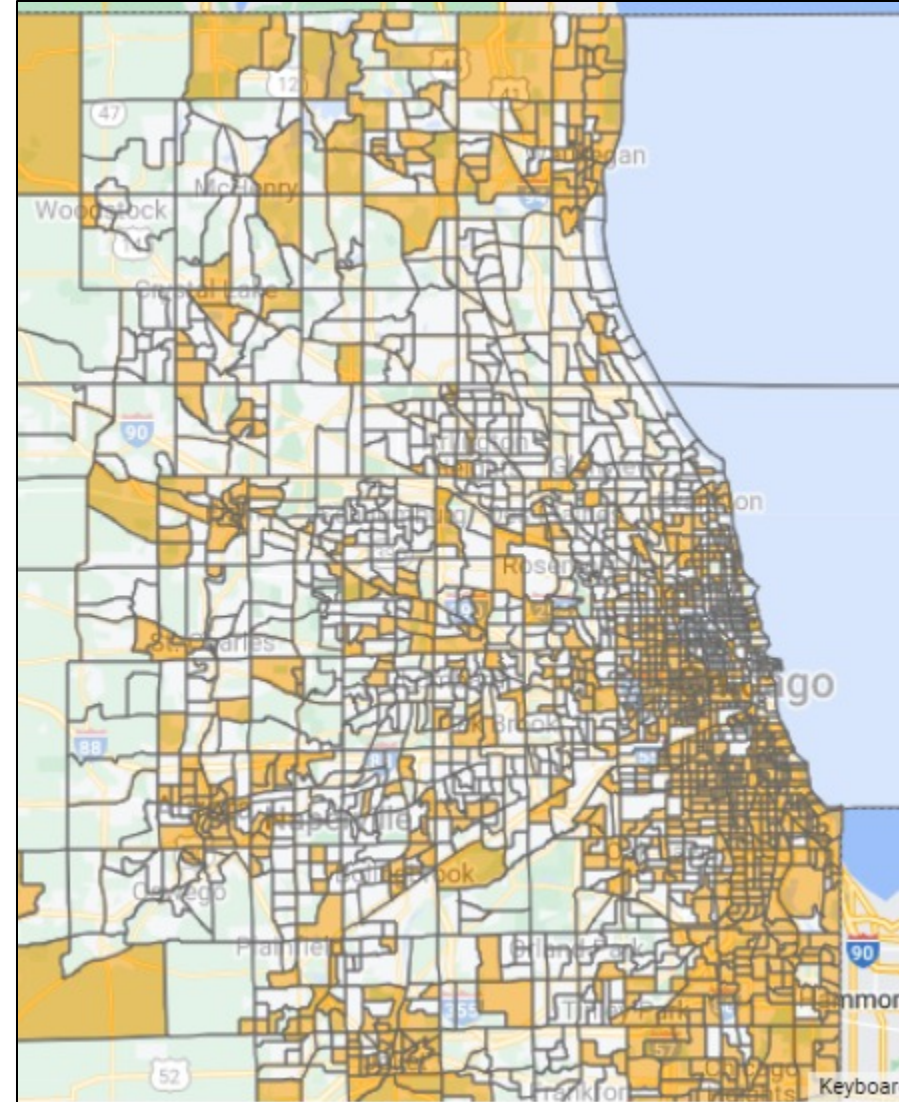


Lessons Learned

Requirements were revised after seeing the visual. Why?

Qualified Census Tracts **without** Free School Lunch Component

- 20% on Public Assistance
- 8% Unemployed
- 25% Below Poverty Rate
- ~~70% on Free School Lunch~~



Lessons Learned

Original Request

Qualified Census Tract **with** Free School Lunch Data

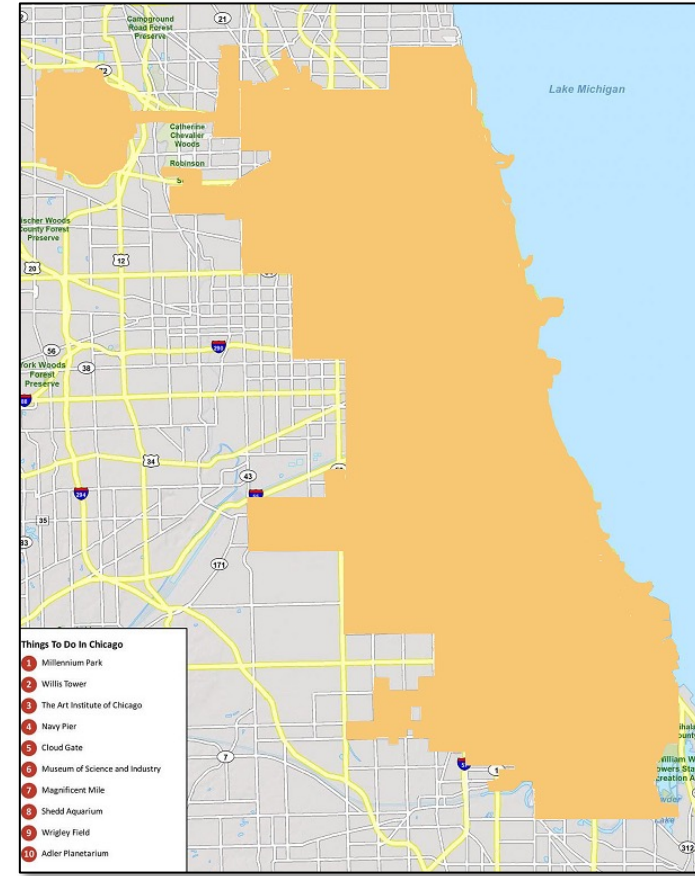
(Every area shaded would be eligible as a QCT)

20% on Public Assistance

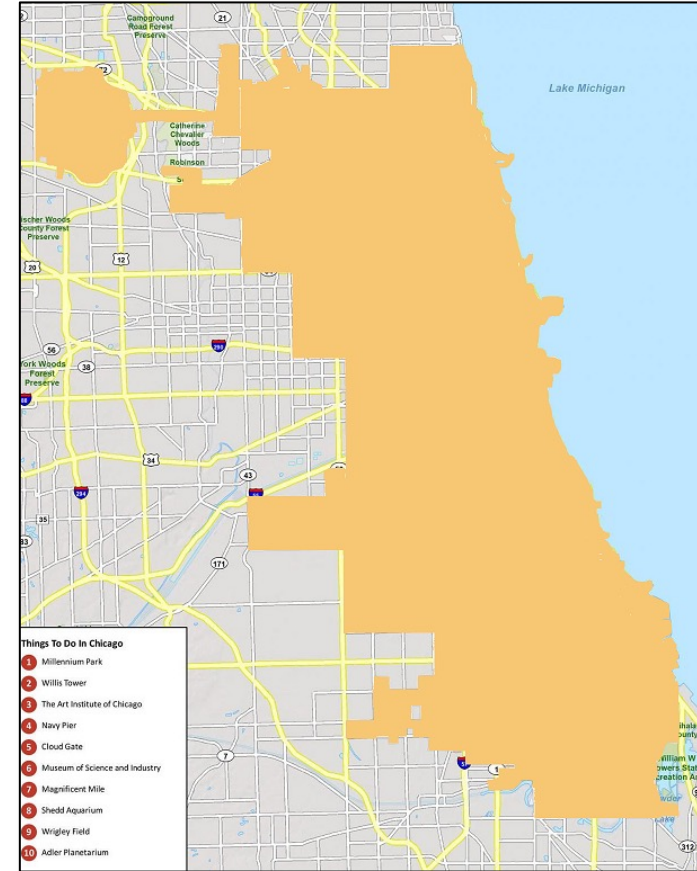
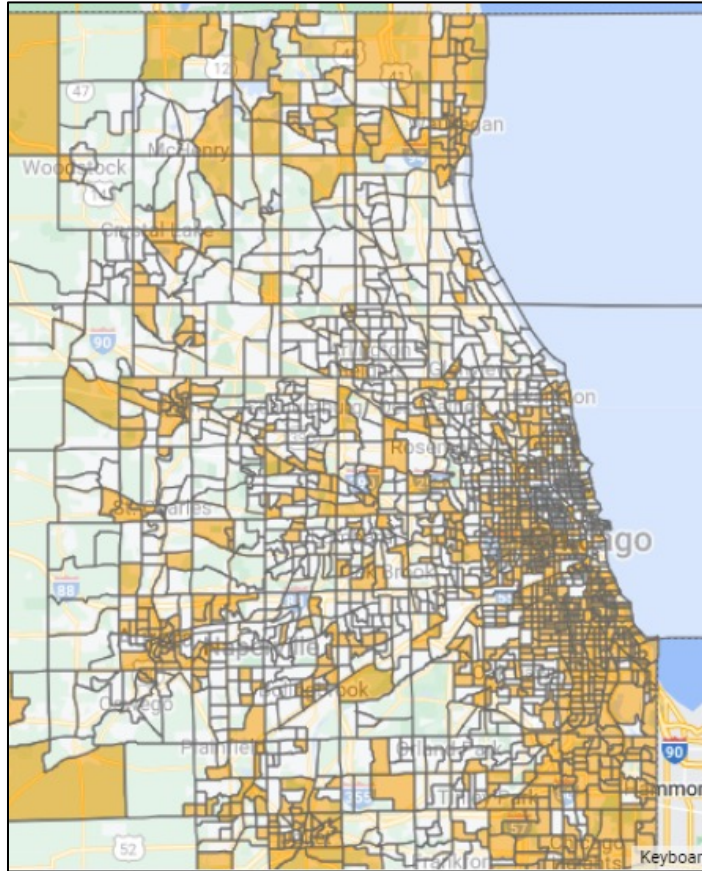
8% Unemployed

25% Below Poverty Rate

70% on Free School Lunch



Lessons Learned



Qualified Census Tracts

Underserved Area Search

Underserved Area Search

Search by Address Click Census Tract

Enter Address

Census Tracts
● Underserved Area

States

Qualified Census Tracts

Location Qualifications

Location Details

Geography	Details
Census Tract	Census Tract 702 (17045070200) <ul style="list-style-type: none"> County Edgar County (045) LWIA 23 - CEFS Economic Opportunity Corporation EDR 7 - Southeast
Poverty Rate	The area has a poverty rate of at least 25% according to the latest federal decennial census: No (8.7%) Source: data.census.gov - 2021 American Community Survey-S1701-5 Year Estimates-POVERTY STATUS IN THE PAST 12 MONTHS Map - Table
SNAP	At least 20% of the households in the area receive assistance under the Supplemental Nutrition Assistance Program No (13.8%) Source: data.census.gov - 2021 American Community Survey-S2201-5 Year Estimates-FOOD STAMPS/SUPPLEMENTAL NUTRITION ASSISTANCE PROGRAM (SNAP) Map - Table
Unemployment Rate	The area has an average unemployment rate, as determined by the Illinois Department of Employment Security, that is more than 120% of the national unemployment average, as determined by the United States Department of Labor, for a period of at least 2 consecutive calendar years preceding the date of the application Yes (Census Rate: 9.2%, 120% of National Rate: 8%) Source: Illinois Department of Employment Security - January 2020-December 2021 24-month average estimates

Location Qualifications

"Underserved Area" means a census tract or comparable geographic area that satisfies the following criteria as determined by the Department of Commerce and Economic Opportunity, that:	Overall Qualification Yes
(A) the area has a poverty rate of at least 25% according to the latest federal decennial census; or	No
(B) at least 20% of the households in the area receive assistance under the Supplemental Nutrition Assistance Program; or	No
(C) the area has an average unemployment rate, as determined by the Illinois Department of Employment Security, that is more than 120% of the national unemployment average, as determined by the United States Department of Labor, for a period of at least 2 consecutive calendar years preceding the date of the application	Yes

... or comparable geographic area that satisfies the following criteria as determined by the Department of Commerce and Economic Opportunity, that:

... 25% according to the latest federal decennial census; or

... area receive assistance under the Supplemental Nutrition Assistance Program; or

... ent rate, as determined by the Illinois Department of Employment Security, that is more than 120% of the national unemployment average, as determined by the United States Department of Labor, for a period of at least 2 consecutive calendar years preceding the date of the application

Overall Qualification
 Yes

No

No

Yes

Qualified Census Tracts

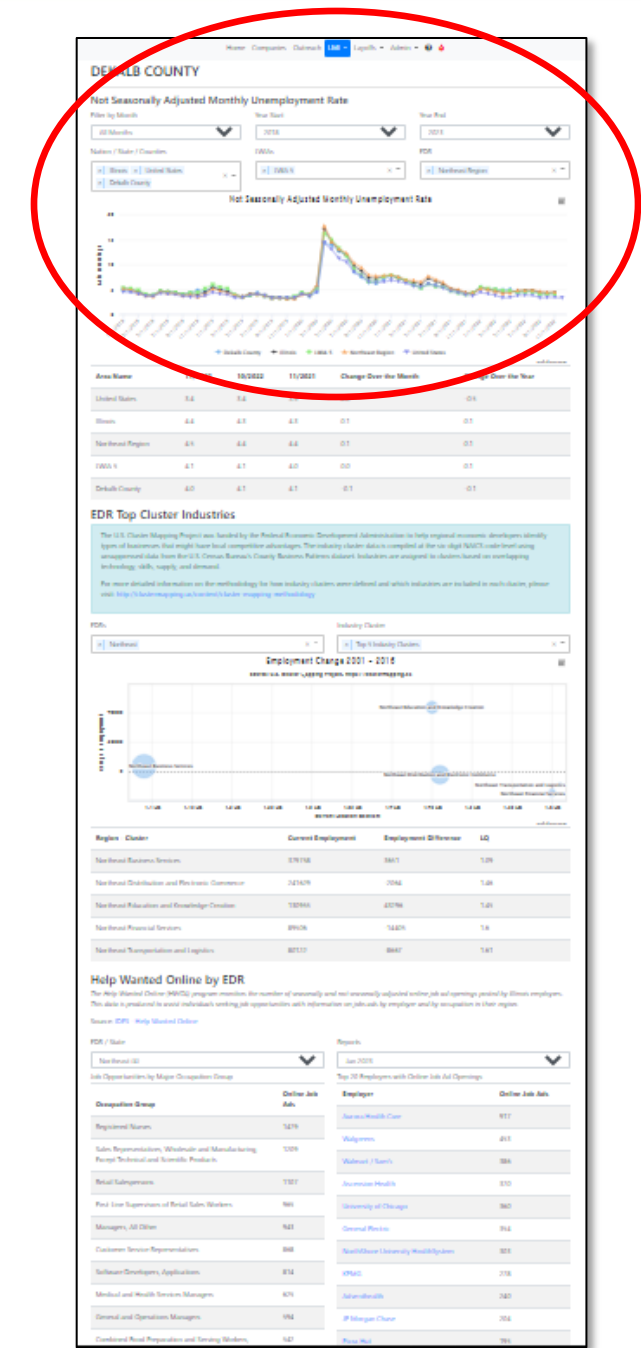
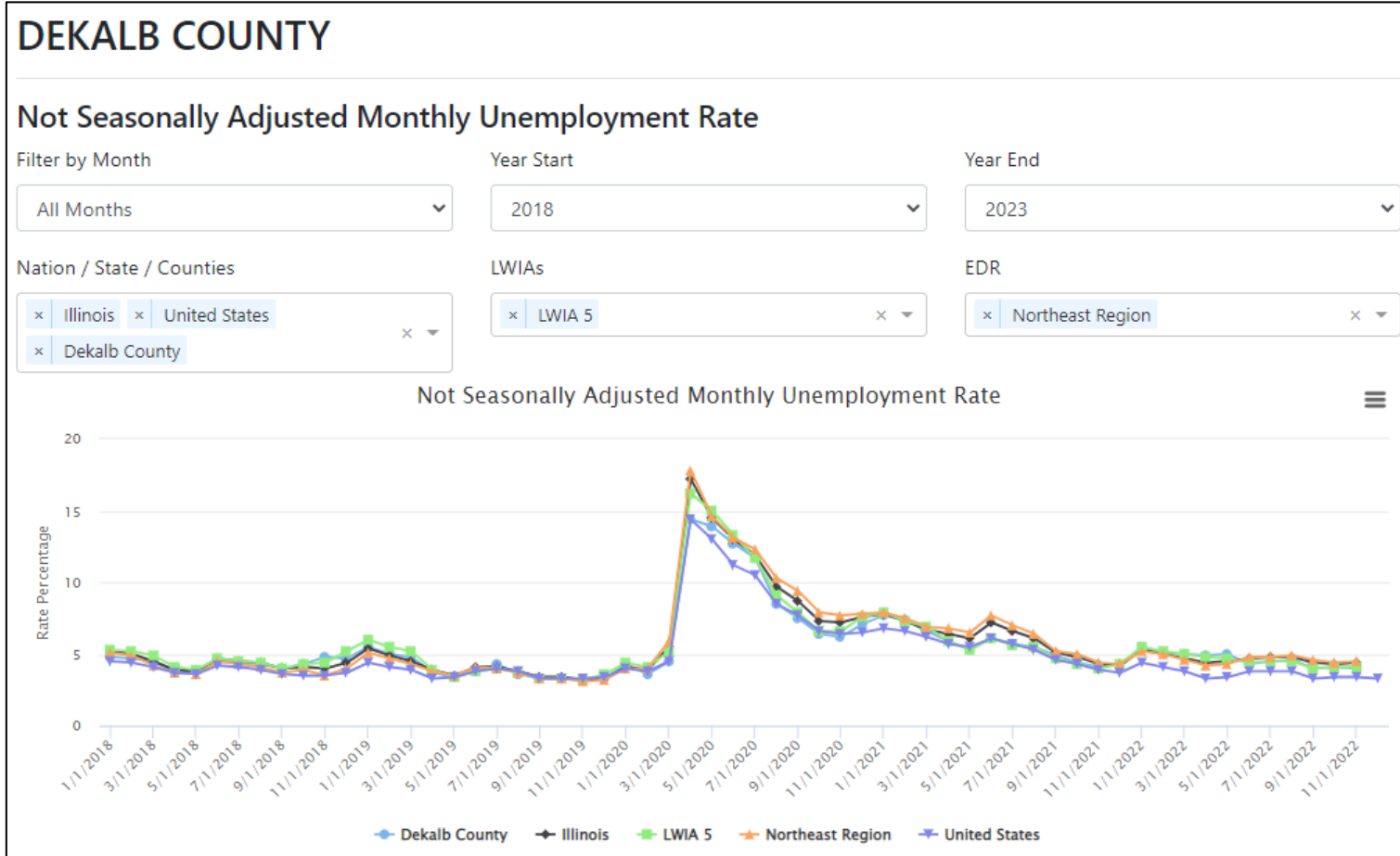
Location Details	
Geography	Details
Census Tract	Census Tract 702 (17045070200) <ul style="list-style-type: none"> County Edgar County (045) LWIA 23 - CEFS Economic Opportunity Corporation EDR 7 - Southeast
Poverty Rate	The area has a poverty rate of at least 25% according to the latest federal decennial census: 🚩 No (8.7%) Source: data.census.gov - 2021:American Community Survey-S1701-5 Year Estimates-POVERTY STATUS IN THE PAST 12 MONTHS Map - Table
SNAP	At least 20% of the households in the area receive assistance under the Supplemental Nutrition Assistance Program 🚩 No (13.8%) Source: data.census.gov - 2021:American Community Survey-S2201-5 Year Estimates-FOOD STAMPS/SUPPLEMENTAL NUTRITION ASSISTANCE PROGRAM (SNAP) Map - Table
Unemployment Rate	The area has an average unemployment rate, as determined by the Illinois Department of Employment Security, that is more than 120% of the national unemployment average, as determined by the United States Department of Labor, for a period of at least 2 consecutive calendar years preceding the date of the application 🟢 Yes (Census Rate: 9.2%, 120% of National Rate: 8%) Source: Illinois Department of Employment Security - January 2020-December 2021 24-month average estimates



Resources for County Board Members and CEOs

Regionally specific data available in one place.

County Report Card



County Report Card

Area Name	11/2022	10/2022	11/2021	Change Over the Month	Change Over the Year
United States	3.4	3.4	3.9	0.0	-0.5
Illinois	4.4	4.3	4.3	0.1	0.1
Northeast Region	4.5	4.4	4.4	0.1	0.1
LWIA 5	4.1	4.1	4.0	0.0	0.1
DeKalb County	4.0	4.1	4.1	-0.1	-0.1

DEKALB COUNTY

Not Seasonally Adjusted Monthly Unemployment Rate

Area Name	11/2022	10/2022	11/2021	Change Over the Month	Change Over the Year
United States	3.4	3.4	3.9	0.0	-0.5
Illinois	4.4	4.3	4.3	0.1	0.1
Northeast Region	4.5	4.4	4.4	0.1	0.1
LWIA 5	4.1	4.1	4.0	0.0	0.1
DeKalb County	4.0	4.1	4.1	-0.1	-0.1

EDR Top Cluster Industries

The U.S. Cluster Mapping Project was funded by the Federal Economic Development Administration to help regional economic developers identify types of businesses that might have local competitive advantages. The industry cluster data is compiled at the six-digit NAICS code level using employment data from the U.S. Census Bureau's County Business Patterns dataset. Industries are assigned to clusters based on overlapping geographic, skills, supply, and demand.

For more information on the methodology for how industry clusters were defined and which industries are included in each cluster, please visit <https://www.economicclusters.gov/mapping-methodology>.

Region: Northeast | Top 5 Industry Clusters

Employment Change 2021 - 2018

Region	Cluster	Current Employment	Employment Difference	IQ
Northeast	Business Services	178746	3611	1.04
Northeast	Distribution and Wholesale Commerce	147479	7042	1.05
Northeast	Education and Knowledge-Production	132944	40794	1.45
Northeast	Professional Services	89026	14221	1.16
Northeast	Transportation and Logistics	87117	8447	1.01

Help Wanted Online by EDR

The Help Wanted Online (HWO) program measures the number of unseasonally and not seasonally adjusted online job openings posted by Illinois employers. This data is presented in several individual ranking job opportunities with information on job tasks by employer and by occupation in their region.

Source: EDR | Help Wanted Online

Region / State: Northeast (IL) | Date: Jan 2023

Job Opportunities by Major Occupation Group

Occupation Group	Online Job Ads
Registered Nurses	1475
Sales Representatives, Wholesale and Manufacturing, Except Technical and Scientific Products	1209
Retail Salespersons	1207
First-Line Supervisors of Retail Sales Workers	961
Managers, All Other	923
Customer Service Representatives	866
Software Developers, Applications	814
Medical and Health Services Managers	676
General and Operations Managers	594
Combined Food Preparation and Serving Workers	527

Top 10 Employers with Online Job Ad Openings

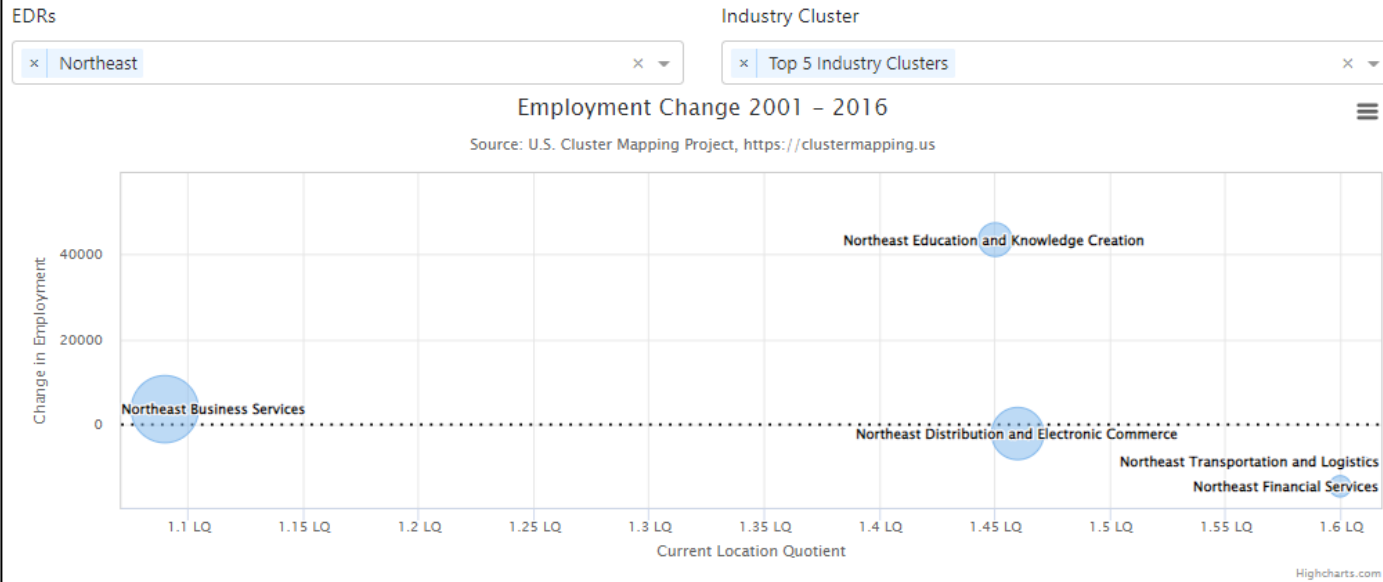
Employer	Online Job Ads
SurgeHealth.com	917
Walgreens	415
Wal-Mart Stores	384
Academy Health	310
University of Chicago	300
General Practice	294
Northwestern University HealthSystem	285
SPAC	278
Starbucks	240
JP Morgan Chase	214
Procter & Gamble	201

County Report Card

EDR Top Cluster Industries

The U.S. Cluster Mapping Project was funded by the Federal Economic Development Administration to help regional economic developers identify types of businesses that might have local competitive advantages. The industry cluster data is compiled at the six-digit NAICS code level using unsuppressed data from the U.S. Census Bureau's County Business Patterns dataset. Industries are assigned to clusters based on overlapping technology, skills, supply, and demand.

For more detailed information on the methodology for how industry clusters were defined and which industries are included in each cluster, please visit: <http://clustermapping.us/content/cluster-mapping-methodology>



County Report Card

Region - Cluster	Current Employment	Employment Difference	LQ
Northeast Business Services	379758	3651	1.09
Northeast Distribution and Electronic Commerce	241629	-2064	1.46
Northeast Education and Knowledge Creation	130955	43296	1.45
Northeast Financial Services	89506	-14405	1.6
Northeast Transportation and Logistics	80122	-8667	1.61

DEKALB COUNTY

Not Seasonally Adjusted Monthly Unemployment Rate

Area Name

Area Name	11/2022	10/2022	11/2021	Change Over the Month	Change Over the Year
United States	3.6	3.6	3.9	0.0	0.3
Illness	6.6	6.7	6.5	0.1	0.1
Northeast Region	4.1	4.4	4.8	0.1	0.7
WIOA 9	4.1	4.1	4.0	0.0	0.1
DeKalb County	4.0	4.1	4.1	0.1	0.1

EDR Top Cluster Industries

Employment Change 2001 - 2018

Region - Cluster	Current Employment	Employment Difference	LQ
Northeast Business Services	379758	3651	1.09
Northeast Distribution and Electronic Commerce	241629	-2064	1.46
Northeast Education and Knowledge Creation	130955	43296	1.45
Northeast Financial Services	89506	-14405	1.6
Northeast Transportation and Logistics	80122	-8667	1.61

Help Wanted Online by EDR

Occupation Group	Order Job Ads	Employer	Order Job Ads
Registered Nurses	1475	SurgeHealth.com	917
Sales Representatives, Wholesale and Manufacturing, Except Technical and Scientific Products	1209	Waldgreens	415
Retail Salespersons	1207	Walmart / Sears	384
Field Line Supervisors of Retail Sales Workers	969	Academy Health	510
Managers, All Other	923	University of Chicago	540
Customer Service Representatives	898	General Practice	514
Software Developers, Applications	814	NorthShore University HealthSystem	325
Medical and Health Services Managers	679	SPAC	278
General and Operations Managers	594	Walmart.com	340
Combined Food Preparation and Serving Workers	527	JP Morgan Chase	254
		Procter & Gamble	251

County Report Card

Help Wanted Online by EDR

The Help Wanted Online (HWOL) program monitors the number of seasonally and not seasonally adjusted online job ad openings posted by Illinois employers. This data is produced to assist individuals seeking job opportunities with information on jobs ads by employer and by occupation in their region.

Source: [IDES - Help Wanted Online](#)

EDR / State

Northeast (4)

Job Opportunities by Major Occupation Group

Occupation Group	Online Job Ads
Registered Nurses	1479
Sales Representatives, Wholesale and Manufacturing, Except Technical and Scientific Products	1209
Retail Salespersons	1107
First-Line Supervisors of Retail Sales Workers	965
Managers, All Other	943
Customer Service Representatives	868
Software Developers, Applications	814
Medical and Health Services Managers	625

Reports

Jan 2023

Top 20 Employers with Online Job Ad Openings

Employer	Online Job Ads
Aurora Health Care	917
Walgreens	453
Walmart / Sam's	386
Ascension Health	370
University of Chicago	360
General Electric	354
NorthShore University HealthSystem	303
KPMG	278
Adventhealth	240

DEKALB COUNTY

Not Seasonally Adjusted Monthly Unemployment Rate

Area Name | 11/2022 | 10/2022 | 11/2021 | Change Over the Month | Change Over the Year

Area Name	11/2022	10/2022	11/2021	Change Over the Month	Change Over the Year
United States	3.6	3.6	3.9	0.0	-0.3
Illinois	4.4	4.3	4.5	-0.1	-0.1
Northeast Region	4.1	4.4	4.8	-0.1	-0.7
WIOA 9	4.1	4.1	4.0	0.0	0.1
DeKalb County	4.0	4.1	4.1	-0.1	-0.1

EDR Top Cluster Industries

Region: Northeast | Industry Cluster: Top 10 Industry Clusters

Employment Change 2001 - 2018

Region	Current Employment	Employment Difference	% Change
Health Services	179,746	36,611	20.4
Northeast Distribution and Retail Trade Commerce	124,749	17,042	13.6
Northeast Education and Knowledge Commerce	120,944	47,794	39.5
Northeast Professional Services	89,026	14,821	16.6
Northeast Transportation and Logistics	87,117	8,447	9.7

Help Wanted Online by EDR

Region: Northeast | State: Illinois | Report: Jan 2023

Occupation Group	Online Job Ads	Employer	Online Job Ads
Registered Nurses	1479	Aurora Health Care	917
Sales Representatives, Wholesale and Manufacturing, Except Technical and Scientific Products	1209	Walgreens	453
Retail Salespersons	1107	Walmart / Sam's	386
First-Line Supervisors of Retail Sales Workers	965	Ascension Health	370
Managers, All Other	943	University of Chicago	360
Customer Service Representatives	868	General Electric	354
Software Developers, Applications	814	NorthShore University HealthSystem	303
Medical and Health Services Managers	625	KPMG	278
		Adventhealth	240

County Report Card

DEKALB COUNTY

Not Seasonally Adjusted Monthly Unemployment Rate

Area Name | 11/2022 | 10/2022 | 11/2021 | Change Over the Month | Change Over the Year

United States	3.6	3.6	3.9	0.0	0.3
Illness	4.4	4.3	4.3	0.1	0.1
Northeast Region	4.1	4.4	4.4	0.1	0.3
WIOA IL	4.1	4.1	4.0	0.0	0.1
DeKalb County	4.0	4.1	4.1	0.1	0.1

EDR Top Cluster Industries

Employment Change 2021 - 2018

Region	Cluster	Current Employment	Employment Difference	IQ
Northeast Economic Services		178746	3411	1.9%
Northeast Distribution and Retail Services		147479	7242	5.0%
Northeast Education and Knowledge Services		128944	42794	3.4%
Northeast Power and Services		89026	14221	1.6%
Northeast Transportation and Logistics		87117	8447	1.0%

Help Wanted Online by EDR

Occupation Group	Order Job	Employer	Order Job
Registered Nurses	1475	SurveyHealth.com	917
Sales Representatives, Wholesale and Manufacturing, Except Technical and Scientific Products	1209	Walmart	415
Retail Salespersons	1207	Walmart / Sears	384
Food Line Supervisors of Retail Sales Workers	961	Academy Health	310
Managers, All Other	943	University of Chicago	340
Customer Service Representatives	866	General Practice	314
Software Developers, Applications	814	NorthShore University of HealthSystem	305
Medical and Health Services Managers	676	SPAC	278
General and Operations Managers	194	Walmart.com	240
Food Preparation and Serving Workers	147	JP Morgan Chase	214
		Procter & Gamble	201

Layoffs

Last 10 Active Layoffs in the past 4 months for County
[Open in Layoff Search](#)

Business	Location	Date Reported	Expected Layoff
----------	----------	---------------	-----------------

Last 10 Active Trade Layoffs for County
[Open in Layoff Search](#)

Business	Location	Date Reported	Expected Layoff
Adient plc	1701 Bethany Rd Sycamore, IL 60178	6/10/2021	142

Largest Layoffs Affecting Area in 5 Years for County
[Open in Layoff Search](#)

Business	Location	Date Reported	Expected Layoff
Adient plc	1701 Bethany Rd Sycamore, IL 60178	6/10/2021	142
Nestle USA	10255 Kesslinger Rd. Dekalb, IL 60115	9/02/2020	70
Greenlee Textron Inc.	702 W Main St Genoa, IL 60135	7/14/2021	64
DeKalb Oasis	2700 Crego St Dekalb, IL 60115	3/20/2020	22

Questions?

Thank you for attending this session. For more information please contact:

Patti Schnoor, Technology and Performance Manager

Patricia.Schnoor@illinois.gov